

Oregon Transparency Efforts

Oregon Library Association 2011 Annual Conference

Presented by: Sean McSpaden, Deputy State Chief Information Officer

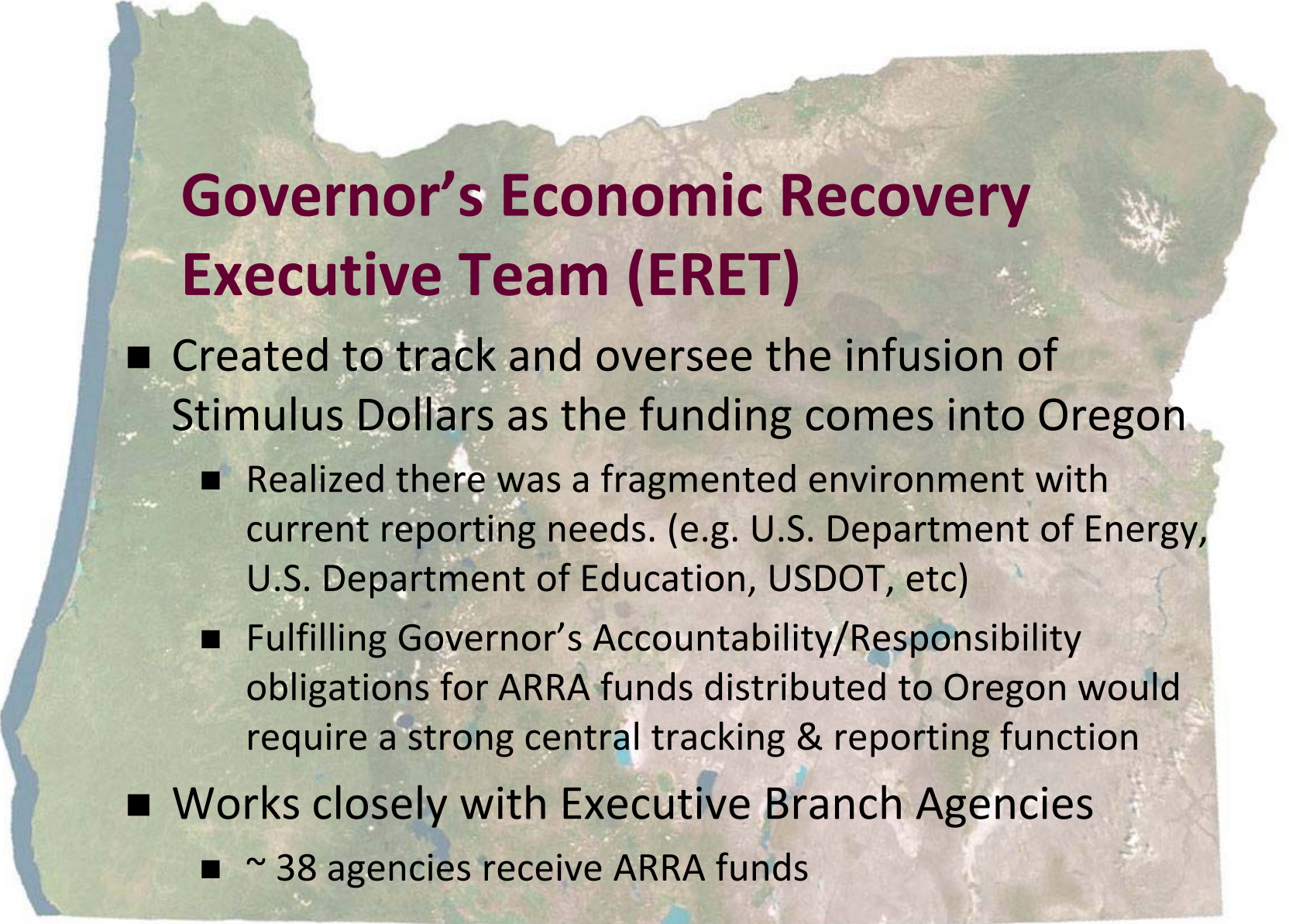
Table of Contents

- Oregon Stimulus Fund Tracking & Reporting
- Oregon Transparency Website
- Data.Oregon.gov
- Oregon Geospatial Data Library
- Closing & Q/A
- Resources & Contact Information



Oregon Puts the Spotlight on ARRA & *Go Oregon* ! Funding

*Stimulus Tracking as a Means to
Government Transparency*



Governor's Economic Recovery Executive Team (ERET)

- Created to track and oversee the infusion of Stimulus Dollars as the funding comes into Oregon
 - Realized there was a fragmented environment with current reporting needs. (e.g. U.S. Department of Energy, U.S. Department of Education, USDOT, etc)
 - Fulfilling Governor's Accountability/Responsibility obligations for ARRA funds distributed to Oregon would require a strong central tracking & reporting function
- Works closely with Executive Branch Agencies
 - ~ 38 agencies receive ARRA funds



Enterprise Approach

- We recognized this was a pivotal opportunity for creating relationships and increasing transparency within State Government.
- Governor's Office required Recipient state agencies to report on ARRA using a centralized approach.
 - Oregon is one of 28 states that are reporting centrally
- DAS Facilities was tasked by the Oregon Legislature to track and report Go Oregon stimulus funds authorized via SB 338.
- Stimulus Tracking System was developed in partnership with the Governor's Office, the Office of the State CIO, DAS Facilities Division *and state agencies.

Three Important Milestones

- 2007 Oregon Transportation Investment Act (OTIA III)
- 2009 Go Oregon Stimulus Program SB 338
- 2009 American Recovery and Reinvestment Act (ARRA)



Relationships Leveraged

- Governor's Office
- Oregon Department of Administrative Services
- Oregon Department of Transportation
- Oregon Employment Department
- Go Oregon & ARRA Recipient agencies



Information Resource Investments Leveraged

- OTIA Bridge Reporting System
- Geospatial Enterprise Office Data Library & GIS Software/Infrastructure
- Business/Contractor & Unemployment Data



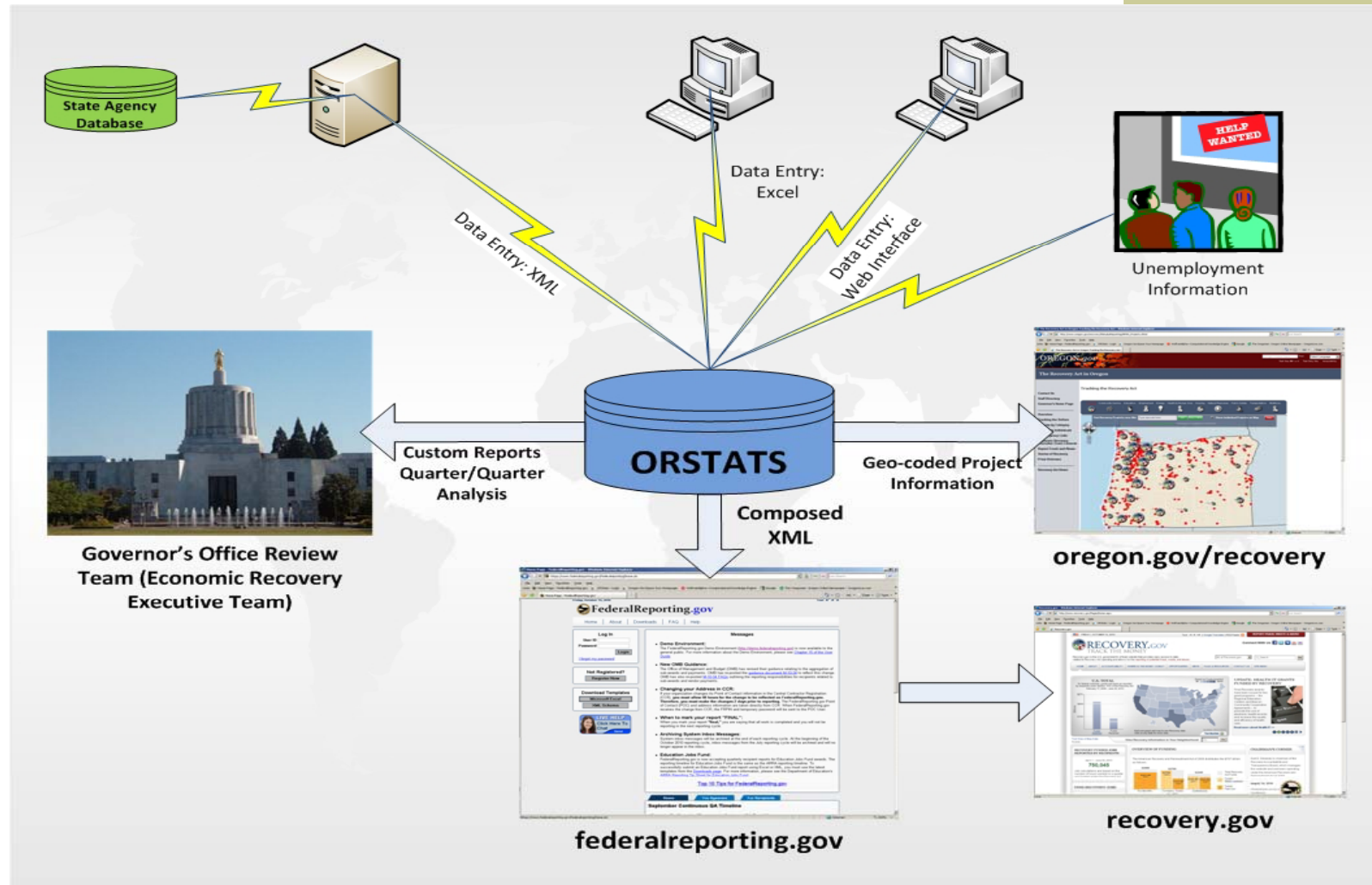
ORSTATS

- Oregon Stimulus Transparency and Accountability Tracking System
 - a database to capture information about stimulus expenditures
 - a reporting tool to monitor individual projects and programs
 - a mapping tool to visualize the data, plan investments, and track the impact of stimulus funds

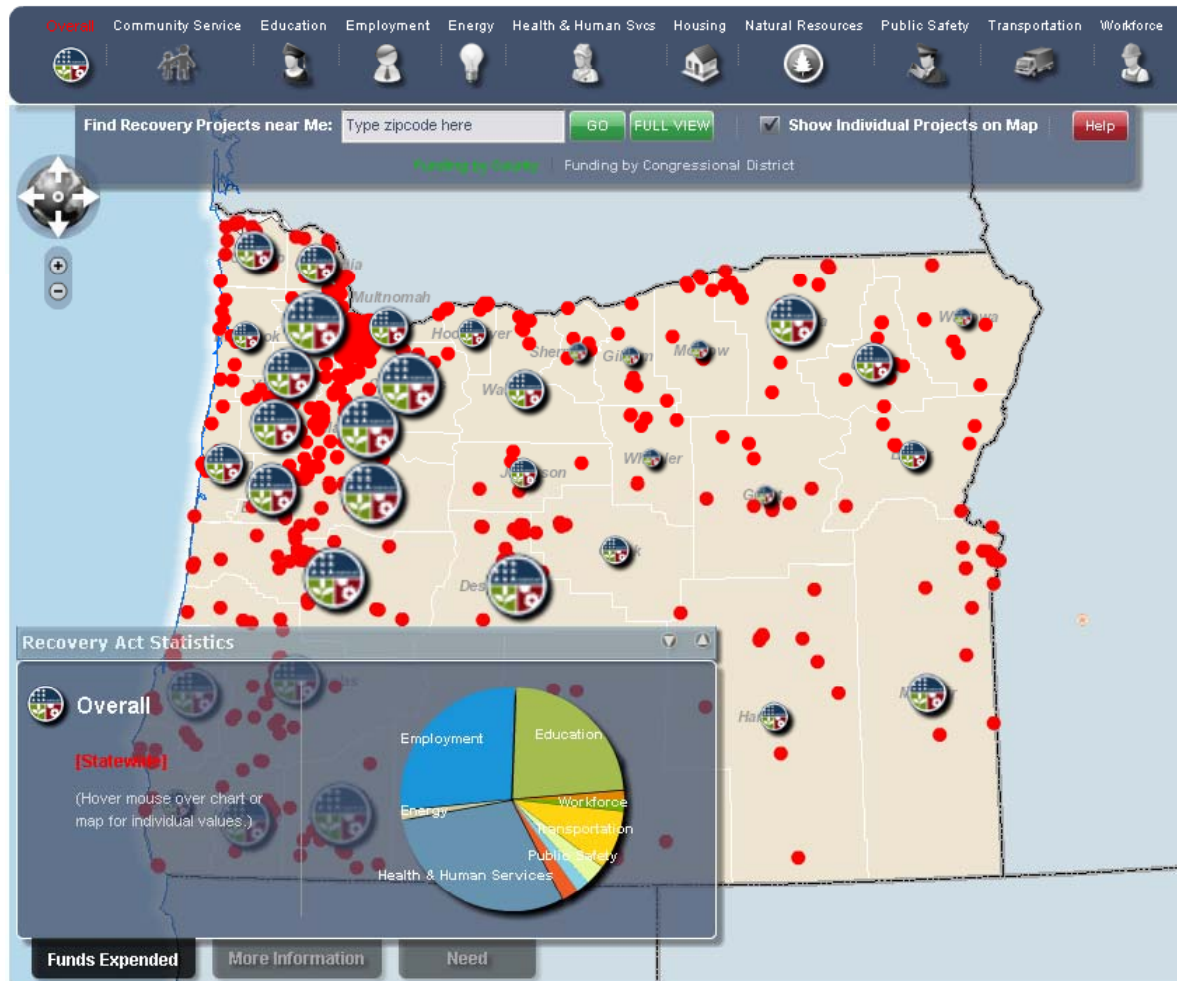
ORSTATS

DAS
DEPARTMENT OF
ADMINISTRATIVE
SERVICES

ENTERPRISE INFORMATION
STRATEGY AND POLICY DIVISION



Stimulus Transparency ARRA – Recovery Act



* Please note that the data included in the map above does not include funds awarded to the Oregon Department of Justice.

ARRA

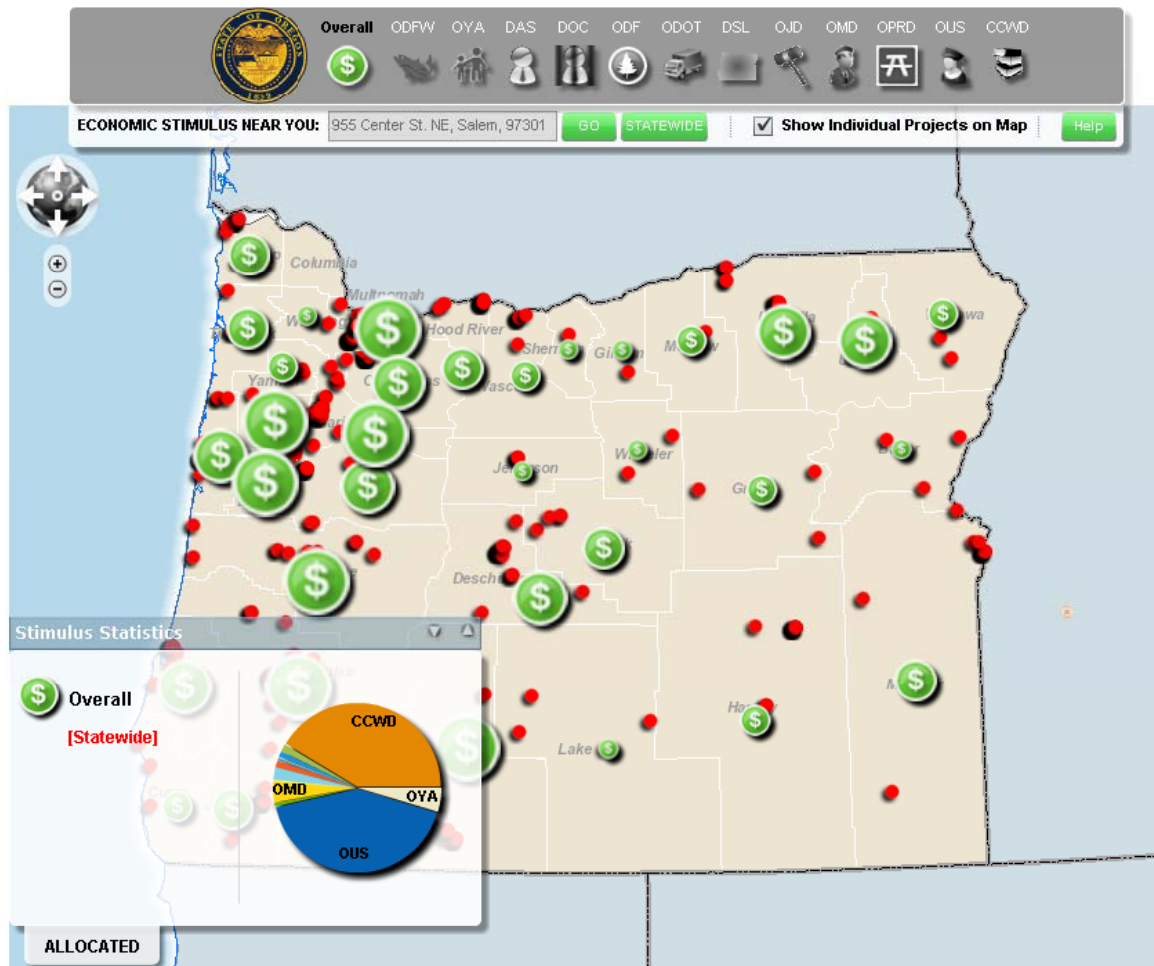
The American Recovery and Reinvestment Act (ARRA) may provide up to \$3.9 billion in economic assistance to Oregon in important areas such as health care, education, energy efficiency, public safety and infrastructure.

Tracking \$ 3.4 B

- 512 Prime Awards
 - ~\$1.7 B
- 1640 Sub Awards
 - \$1 B
- 915 Vendor Relationships
 - \$687 M

Stimulus Transparency

Go Oregon – SB338



Go Oregon!

- \$ 175 M
- 488 Projects

Go Oregon Funding paid for construction, renovation and major deferred maintenance of buildings and other facilities owned by state government, local communities, universities and community colleges.

Oregon Transparency Website

HB 2500 (ORS 184.486)

Transparency Website

- Passed into law in 2009 Legislative Session
- Required the Oregon Department of Administrative Services develop and make available an Oregon transparency website by January 1, 2010
- State agencies to provide specific reports to DAS for posting to *the extent practicable and subject to laws relating to confidentiality, when at no additional cost, using existing data and existing state agency resources and without reallocation of resources*
 - Using Oregon ID Theft Act (definition of Personally Identifiable Information) and Public Records Law ORS 192 as the primary guides re: confidentiality & disclosure, although other state or federal laws may also be considered
- Applicable to all state agencies, boards and commissions in Executive, Legislative, and Judicial Branches with the exception of the State Treasurer
 - Note: Oregon State Treasury voluntarily submitted reports to DAS for posting on Transparency website for 2009-10 FY. HB2788 introduced in 2011 Legislative Session seeks, among other things, to remove this exception

HB 2500 (ORS 184.486)

Transparency Website

- Created a nine (9) member Transparency Oregon Advisory Commission

Current Members	Email
Senate Member	Vacant
Senator Chris Telfer	sen.christelfer@state.or.us
Representative Jefferson Smith	rep.jeffersonsmith@state.or.us
Representative Kim Thatcher	rep.kimthatcher@state.or.us
Mr. Jonathan Bartholomew	jonb@ospirg.org
Mr. Michael J. Green	michael_green@ous.edu
Public Member	Vacant
Ms. Theresa McHugh	themch@saif.com
Mr. Dugan Petty	dugan.a.petty@state.or.us

- **Role:** Advise and make recommendations to the Oregon Department of Administrative Services regarding the creation, contents and operation of, and enhancements to, the Oregon transparency website

Transparency Website

- ☐ Budget & Performance
- ☐ Revenues
- ☐ Expenditures
- ☐ Workforce/Salary
- ☐ Tax Expenditures
- ☐ Transparency Commission
- ☐ Resources

OREGON.gov

TEXT SIZE: A+ A- A • TEXT ONLY Select Language Custom Search Find

Oregon Transparency: get to know state government

home

What's transparency all about?

This Web site is a tool to help you get to know your state government. Its purpose is to show you how government works, what your taxes buy, and how purchasing decisions occur. Don't let all the spreadsheets overwhelm you! A good place to start is the [2009-2011 budget](#). If you have questions about agency-specific information, contact that [agency](#). If you have comments about or suggestions for additions to this site, e-mail us at oregon.transparency@state.or.us. More data is on the way.

State Budget, Agencies and Performance
Find out about state agency budgets and Key Performance Measures.

Money coming in - Revenue
Find out where state government money comes from.

Money going out - Expenditures
Find out about state agency budgets and Key Performance Measures.

Contracts / Procurement
Learn who the state does business with.

State Workforce
Learn about state employee compensation.

2009-2011 Legislatively Adopted Budget

Learn about the two-year budget the Legislature approved.

Fund Type	Amount	Percentage
Lottery Funds	\$0.957 Billion	1.7%
Federal Funds	\$14.022 Billion	25.1%
Other funds	\$27.666 Billion	49.5%
General Fund	\$13.279 Billion	23.7%

Unless otherwise specified, data throughout this Web site is current as of June 30, 2010. Information will be updated on an annual basis.

Oregon's Budget Process
Find out how the state creates a budget.

CITIZEN EDUCATION

For information on audits, stimulus funding and other data, go to [Resources](#).

Disclaimer: Please note that the data or information contained on this Web site is raw, unaudited and unconsolidated. The data or information does not link to any audited financial statement. Because no comprehensive review for accuracy has occurred, the data or information may contain errors, omissions or misstatements. Also, this Web site excludes data and information that are confidential, private or protected under state and federal laws. Users should not rely on the accuracy or completeness of the data or information for any purpose except personal knowledge.

Transparency Website

Website received:

- 28,992 total visits from 12,185 Absolute Unique Visitors
 - Avg. 2.55 pages/visit
- Visitors have viewed from 95 countries & territories

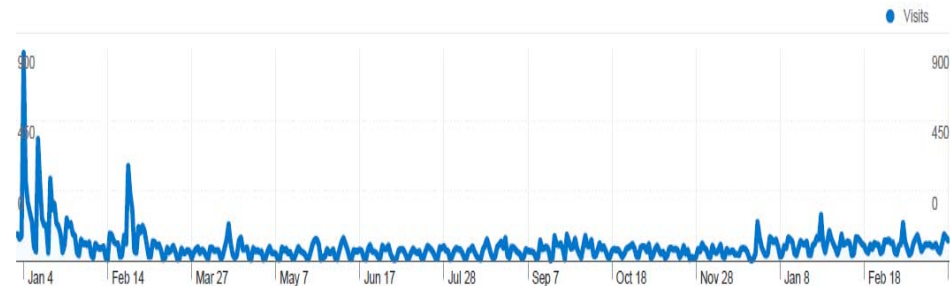
Top pages viewed:

1. Transparency 37.73%
2. State Workforce 16.67%
3. Expenditures 8.41%
4. State Budget 8.10%
5. Revenue 4.41%

transparency Dashboard

Jan 1, 2010 - Mar 31, 2011

Comparing to: Site



Site Usage

28,992 Visits

41.98% Bounce Rate

73,966 Pageviews

00:01:24 Avg. Time on Site

2.55 Pages/Visit

36.30% % New Visits

Transparency Website

State Budget, Agencies & Performance



OREGON.gov

TEXT SIZE: A+ A- A • TEXT ONLY

Select Language

Google™ Custom Search

Find

Oregon Transparency: get to know state government

home > state budget

State Budget, Agencies and Performance



Oregon state government is a large organization. The following resources may help you learn more about the structure, budgets and performance measures.

- [Oregon Blue Book](#)

The Blue Book offers descriptions of state agencies, contact information, budgets and histories that are understandable and accessible. For more information on the agencies that reside within the [Executive Branch](#) of state government, visit the [State Agencies, Boards and Commissions](#) Web page.

Also, see the sections for the [legislative](#) and [judicial](#) branches of state government.

- [2009-11 Agency Budget Information](#)

The Legislative Fiscal Office posts budget report information for the agencies of state government.

[Pie Charts of Total Annual Revenues 2009-2011](#)

- [Analysis of the 2011-13 Current Service Level \(whole document\)](#)

(January 24, 2011)
Following is the Analysis of the 2011-13 Current Service Level prepared by the Legislative Fiscal Office staff. This detailed publication provides agency program descriptions, analysis of revenue sources and relationships, issues and options related to the current service level, and discussions of budget environment and potential reductions. A summary document is included at the beginning of the analysis. After the close of session, the Legislative Fiscal Office will publish a detailed analysis and summary of the adopted budget that reflects decisions made by the Legislative Assembly

Documents are available online at
<http://www.leg.state.or.us/comm/lfo/publications.htm>

- [2011-13 Governor's Balanced Budget](#) (February 1, 2011)

- [Key Performance Measures](#)

Oregon has adopted a multi-level approach to measuring the performance and outcomes of state government.

The Legislative Fiscal Office and the Budget and Management Division of the Department of Administrative Services adopted a set of criteria that agencies must meet in developing measures. Measures must (1) gauge progress toward agency's goals and mission, (2) use standard terminology and definitions, (3) be few in number, (4) identify performance targets to be achieved during the two year budget cycle, (5) use accurate and reliable data sources, (6) measure customer satisfaction, (7) assign an organizational unit responsible for achieving the target, and (8) address comparable information, where possible.

During the budget deliberation process of each legislative session, the Legislature will approve, disapprove or change each agency's proposed

Search
About Us
Contact Us

State Budget, Agencies & Performance

Money coming in - Revenues

Money going out - Expenditures

Contracts / Procurement

State Workforce

Resources

2009-2011 Legislatively Adopted Budget

Oregon's Budget Process

Tax Expenditure Reports

Agency Contacts

Frequently Asked Questions

Glossary


Transparency Oregon Advisory Commission

Transparency Home

Previous Year (2009) Transparency Home

Transparency Website

Money coming in - Revenues


 **OREGON.gov**

TEXT SIZE: A+ A- A • TEXT ONLY Select Language Google Custom Search Find

Oregon Transparency: get to know state government

home > revenue

Money coming in - Revenues



A variety of revenue sources fund the operation of state government. The **General Fund** comes almost entirely from income taxes paid by individual Oregonians and Oregon businesses. The General Fund is also the most discretionary source of funds that the Governor and Legislature may spend.

Other Funds are the largest single category of revenues the state receives for the state budget. They include money from some taxes — chiefly those related to highway use, employment, and forests. They also include revenues from state licensing fees and the state's "business-like" incomes, such as tuition and other fees for services, and many funds related to loans or bonds. State law (either the state constitution or statutes) dedicates **Other Funds** to pay for specific state services or programs. Other Funds do not include money from property taxes. In fact, all property tax revenues remain under the control of local governments.

Federal Funds are revenues that the federal government has legally dedicated to specific programs and services. The federal government limits the state's choices about where and how to spend this money. Some federal dollars come to the state as a fixed amount for a specific program. Most Federal Funds, however, are matching money for state expenditures. If the state removes its General Fund dollars from a matched program, the federal government holds back its matching funds. Federal dollars are available only if the state operates the program with the federal government's approval.

Lottery Funds are another significant source of money the state can use for specific purposes. Increasing amounts of Lottery Funds go to dedicated purposes such as higher education sports programs, county economic development, the Education Stability Fund, the Parks and Natural Resources Fund, debt service and treatment of gambling addiction.

- [Total Available Agency Revenues 2009-2011](#) (.pdf, 222KB)
Pie charts in this report show total General, Other, Lottery, and Federal Fund revenues available to agencies during the 2009-2011 budget biennium.
- [2009 Personal Income Tax Orientation](#)
This slide presentation comes from the Legislative Revenue Office. It shows information about Oregon's tax on personal income.
[House Committee Hearing - 011609](#) (audio link)
[Senate Committee Hearing - 011909](#) (audio link)
- [2009 Oregon Property Tax Orientation](#)
This slide presentation comes from the Legislative Revenue Office. It presents an overview of Oregon's property tax structure.
[House Committee Hearing - 012109](#) (audio link)
[Senate Committee Hearing - 012109](#) (audio link)
- [2009 Lottery Orientation](#)
This slide presentation comes from the Legislative Revenue Office. It describes the history of the Oregon Lottery, money earned from games and how it is spent on programs.
[House Committee Hearing - 012709](#) (audio link)
[Senate Committee Hearing - 012109](#) (audio link)
[Lottery Comprehensive Annual Financial Report \(063009\)](#)




Search
About Us
Contact Us

State Budget, Agencies & Performance
Money coming in - Revenues
Money going out - Expenditures
Contracts / Procurement
State Workforce

Resources
2009-2011 Legislatively Adopted Budget
Oregon's Budget Process
Tax Expenditure Reports
Agency Contacts
Frequently Asked Questions
Glossary
Transparency Oregon Advisory Commission
Transparency Home
Previous Year (2009) Transparency Home

Transparency Website

Money going out - Expenditures

**OREGON.gov**

TEXT SIZE: A+ A- A • TEXT ONLY

Google™ Custom Search Find

Oregon Transparency: get to know state government

Search

About Us

Contact Us

State Budget, Agencies & Performance

Money coming in - Revenues

Money going out - Expenditures

Contracts / Procurement

State Workforce

Resources

2009-2011 Legislatively Adopted Budget

Oregon's Budget Process

Tax Expenditure Reports

Agency Contacts

Frequently Asked Questions

Glossary


Transparency Oregon Advisory Commission

Transparency Home

Previous Year (2009) Transparency Home

home > expenditures

Money going out - Expenditures



- [Multiple Agency Expenditure Reports from State Financial Management Application \(SFMA\)](#)
- [Expenditure Report from Oregon Department of Transportation](#)
- [Expenditure Report from Oregon State Lottery](#)
- [Expenditure Reports from Oregon University System](#)

Multiple Agency Expenditure Reports from SFMA

This report provides information on expenditures (i.e., cash transactions/payments) for the agencies that utilize the State Financial Management Application (SFMA) issued for the fiscal year 2010 (July 1, 2009 - June 30, 2010). Generally, the information contained in these agency expenditure files was generated as follows:

- All payments for the fiscal year 2010 (July 1, 2009 through June 30, 2010) that were applied to an expense account within SFMA for the agency.
- Payments to individuals identified in the system (i.e., benefit, foster care, crime victim payments, etc.), not including expenditures to employees, were removed to protect against the inadvertent disclosure of records that may be protected under federal or state law or contractual requirements.
- Payments to employees whose records are specifically protected from disclosure based on a protective court order were removed. Payments to all other employees are included.
- Any payment that did not include a vendor name within SFMA was removed. Many agencies use subsystems to generate checks and only provide SFMA with summary information.
- System entries related to vendors with negative amounts (i.e., credit amounts) were removed.

This report does not include information on expenditures for the Oregon University System, Oregon State Lottery, Oregon Department of Transportation, or semi-independent agencies, boards and commissions. The Oregon State Treasury is exempt from HB2500 but has chosen to voluntarily post their data on the Transparency Website.

Some agencies removed additional information to ensure proper protection of confidential information per Oregon's Public Records Law (ORS 192) or other state, federal or contractual requirements related to the disclosure of confidential records. Disclosures regarding the actions taken by agencies are provided below:

- Agency 100 Department of Human Services**
Twenty-four lines were removed from the Regular Employees line of the report to be consistent with the removal of employee names from the Transparency State Employee Salary Report. The petty cash steward names were removed from the petty cash expenditure report for Service


18

Transparency Website

Contracts/Procurement

 **OREGON.gov**


TEXT SIZE: A+ A- A • TEXT ONLY Select Language Google Custom Search Find



Oregon Transparency: get to know state government

[home](#) > [contracts](#)

Contracts / Procurement




The State Procurement Office in the Department of Administrative Services (DAS) is the central procurement authority for those state agencies that are subject to DAS authority. The office develops, establishes and administers statewide contracts for goods and services on behalf of state government and Oregon Cooperative Procurement Program (ORCPP) members.

State law gives many agencies authority to enter into contracts outside the State Procurement Office. Examples include the Oregon Lottery, Oregon Judicial Department, Oregon Department of Transportation, and the Oregon University System.

The reports and descriptions listed below reflect the diversity of the environment in state government contracting and procurement.

- **ORPIN Contracts Report as of June 30, 2010**
 - [ORPIN Contracts Report](#) (.xlsx, 1MB)
 - [ORPIN Contracts Report](#) (.csv, 3MB)
 - [ORPIN Contracts Report](#) (Data Viewer)



This report provides information on contracts and amendments to contracts issued from July 1, 2009 - June 30, 2010, for state agencies who are subject to DAS contracting authority. These agencies must report their contracting activity through the Oregon Procurement Information Network (ORPIN) system. The contract values reflected in this report are estimates.

Note: This report may not include contract information for the Oregon Judicial Department, Oregon State Lottery, Oregon University System, Oregon State Treasurer,* or semi-independent state agencies, boards, and commissions. Some executive branch agencies have independent contracting authority for specific goods and services (e.g., Transportation, Secretary of State, State Treasurer, Human Services, Fish and Wildlife, Parks and Recreation, Aviation, Economic and Community Development, Housing, Corrections, Veterans Affairs, Military, Education, and state agencies "specifically authorized" by any law outside the Code to "enter into a contract"). Thus, the ORPIN system may not capture contract information about those activities.

- **ODOT ORPIN Contract Report**

This ORPIN report provides information on some contracts and amendments issued for ODOT from July 1, 2009 - June 30, 2010. The contract values reflected in the report are estimates only.

Due to ODOT's independent contracting authority, and associated independent systems for capturing contract information, ORPIN may not reflect data for some of the following types of contracting:

 - Purchases made by Purchase Order (under \$75,000)
 - Work Order Contracts issued against price agreements not originally recorded in ORPIN
 - SB 338 Go Oregon! (less than \$50,000)
 - Highway Construction Contracting

Search
About Us
Contact Us

State Budget, Agencies & Performance
Money coming in - Revenues
Money going out - Expenditures
Contracts / Procurement
State Workforce

Resources
2009-2011 Legislatively Adopted Budget
Oregon's Budget Process
Tax Expenditure Reports
Agency Contacts
Frequently Asked Questions
Glossary
Transparency Oregon Advisory Commission
Transparency Home
Previous Year (2009) Transparency Home

Transparency Website

State Workforce

 **OREGON.gov**

TEXT SIZE: A+ A- A • TEXT ONLY

Select Language

Google™ Custom Search

Find

Oregon Transparency: get to know state government

home > state workforce

State Workforce



The Human Resource Services Division (HRSD) of the Department of Administrative Services provides direction and services to state agencies in maintaining a stable and qualified workforce for Oregon state government. Its activities include classification and compensation, HR management and consultation, HR systems, labor relations, statewide recruitment and training.

Under the law, some agencies have authority to manage their workforce independent of HRSD's administrative rules, policies, and personnel reporting systems. Examples include Oregon Lottery, Oregon Judicial Department, the Oregon University System and Oregon's semi-independent boards and commissions.

The following reports and descriptions reflect the diversity of the environment in state government human-resource and workforce management.

- **How Employee Positions are Created, Budgeted and Used**
[How Employee Positions are Created, Budgeted and Used](#) (.pdf, 92KB)

This report, prepared in June 2008, provides a general introduction to budget-related issues for state employees and their positions. It also answers some frequently asked questions about state employees and the budget.
- **State Employee Salary as of June 30, 2010**
[State Employee Salary](#) (.xlsx, 1MB)
[State Employee Salary](#) (.csv, 5MB)
[State Employee Salary](#) (Data Viewer)

Each annual salary listed in this report is 12 times that particular employee's monthly adjusted salary rate as of June 30, 2010. "Annual Salary" includes most differential payments (such as work-out-of-classification and bilingual differential), but excludes payments for overtime, shift differential, benefits, and vacation payout. The report does not account for unpaid furlough leave that management employees began taking in fiscal year 2009-2010; neither does it reflect step decreases and unpaid furlough leave that some classified employees began taking after June 2009.

This report does not include annual salaries for employees of the Oregon University System, semi-independent agencies, temporary employees, or records protected by court order.

**Oregon State Treasurer is exempt from HB2500 but has chosen to voluntarily post their data on the Transparency Website.*

NEW: The data viewer made available through [data.oregon.gov](#) below is a new addition to the Oregon Transparency Website.

Search

About Us

Contact Us

State Budget, Agencies & Performance

Money coming in - Revenues

Money going out - Expenditures

Contracts / Procurement

State Workforce

Resources

2009-2011 Legislatively Adopted Budget

Oregon's Budget Process

Tax Expenditure Reports

Agency Contacts

Frequently Asked Questions

Glossary


Transparency Oregon Advisory Commission

Transparency Home


Previous Year (2009) Transparency Home

Transparency Website

Resources – Miscellaneous reports


OREGON.gov

TEXT SIZE: A+ A- A • TEXT ONLY
Select Language
Google™ Custom Search
Find


OREGON.gov

Oregon Transparency: get to know state government

home > resources

- [Audits](#)
- [Bond Information](#)
- [Committee on Performance Excellence](#)
- [Education Spending](#)
- [Governor's Reset Cabinet](#)
- [Local Government Information](#)
- [Money Owed to the State](#)
- [Benchmarking State Business Incentives](#)

Audits

Secretary of State Audits

- [Audits Division](#)
This Web site allows visitors to view audits by agency or the year published.

Bond Information

State Bond Advisory Commission Report

- [State Debt Policy Advisory Commission \(SDPAC\) Report](#)
This January 9, 2009 report is intended to provide state policymakers and the public with a snapshot of the state's current bonding capacity.
- [State Debt Policy Advisory Commission \(SDPAC\) Report](#)
This February 16, 2011 report is intended to provide state policymakers and the public with a picture of the State's bonding capacity targets for the next few years.

Committee on Performance Excellence

- [Committee on Performance Excellence](#)
The Committee on Performance Excellence is charged with creating a process to oversee the journey to excellence and encourage the most vital aspects of state government to be managed at a world class level.

Education Spending

- [Open Books Project](#)
Learn about Oregon's K-12 public schools, including facts about education finances, student achievement, teachers and communities.

- [Oregon Blue Book](#)
- [Oregon Legislative Assembly](#)
- [Oregon Progress Board](#)
- [ORESTAR - Campaign Finance Information](#)
- [State Revenue Forecast](#)
- [Tax Expenditure Reports](#)
- [2009 Federal and State Stimulus Funds](#)

Oregon Blue Book

- [Blue Book](#)
This link connects to the official state directory and fact book about all levels of government in Oregon.

Oregon Legislative Assembly

- [Legislative Web site](#)
Learn about legislators, bills and laws, committees and budget information here.

Oregon Progress Board

During the 2009 legislative session, the work of the Oregon Progress Board did not receive funding to continue operation. The board's work, however, is still available for review.

- [Oregon Progress Board](#)
View reports, survey results, Oregon Benchmarks and other information prepared by the Oregon Progress Board during its existence.
- [Key Performance Measures](#)
See how Oregon Benchmarks tied to agency Key Performance Measures.

ORESTAR - Campaign Finance Information

- [Oregon Elections System for Tracking and Reporting \(ORESTAR\)](#)
ORESTAR, the Oregon Elections System for Tracking and Reporting, allows political action committees and chief petitioner committees to report campaign finance transactions electronically. The public may view information reported in the system.

State Revenue Forecast

Every calendar quarter, the Office of Economic Analysis

Search

About Us

Contact Us

State Budget, Agencies & Performance

Money coming in - Revenues

Money going out - Expenditures

Contracts / Procurement

State Workforce

Resources

2009-2011 Legislatively Adopted Budget

Oregon's Budget Process

Tax Expenditure Reports

Agency Contacts

Frequently Asked Questions

Glossary

Transparency Oregon Advisory Commission

Transparency Home

Previous Year (2009) Transparency Home

State Administrative Information Systems

State Administrative Information Systems supported by DAS	
Year	System
1986	<ul style="list-style-type: none"> • OSPA: The Oregon State Payroll Application went live in December 1986. The Payroll Data Mart was implemented in 1999.
Late 1980s	<ul style="list-style-type: none"> • PICS: Position Information Control System is the statewide position control system that was developed in the late 1980's as part of HRSD's Position Personnel Data Base (PPDB) development effort.
1991	<ul style="list-style-type: none"> • Personnel and Position Database (PPDB) system was implemented in 1991.
1997	<ul style="list-style-type: none"> • SFMA: State Financial Management Application – RSTARS- Relational Standard Accounting and Reporting System and ADPICS – Advanced Purchasing and Inventory Control System were implemented in phases between 1995 and 1998. The Accounting Data Mart was implemented in 1997 after RSTARS was in place.
2002	<ul style="list-style-type: none"> • ORBITS: Oregon Budget Information Tracking System was implemented in March 2002. The system was enhanced in 2005-07
2004	<ul style="list-style-type: none"> • Public Employees Benefit Board (PEBB) Benefit Management System was implemented in 2004.
2005	<ul style="list-style-type: none"> • ORPIN: Oregon Procurement Information Network was an Eight Phase Project. An operational system was delivered at completion of phase four in March 2005 after successfully completing a pilot in November 2004. Phases five through eight were all system enhancements to an operational system and final project close-out occurred in October 2008. DAS is currently assessing options to replace ORPIN.
2009	<ul style="list-style-type: none"> • Oregon Educator's Benefit Board (OEBB) version of the Benefit Management System was implemented in 2009.
2009	<ul style="list-style-type: none"> • Oregon's E-Recruitment System (a software as a service application called NEO-Gov) was implemented in 2009. This system replaced the APPL/CERT- Applicant Certification System that was at the time over 30+ Years old.

State Agency Administrative Information Systems

Other State Agency Administrative Systems	
Year	System
1980s	<ul style="list-style-type: none">• ODOT's current financial system, the Transportation Environment Accounting and Management System (TEAMS), was implemented in the 1980's.
1990s - 2005	<ul style="list-style-type: none">• The Oregon Department of Correction's Automated Financial Accounting Manufacturing Inventory System (AFAMIS) was purchased and implemented in the early 1990's and was last updated in 2005 (JD Edwards – Oracle - OneWorld XE)
To be obtained	<ul style="list-style-type: none">• Oregon University Systems – utilize the Banner Financial Information System (FIS) and Human Resources Information System (HRIS) as well as data warehouses for FIS and HRIS. Specific dates for initial implementation weren't available but can be obtained.
1999 & 2010/11	<ul style="list-style-type: none">• Oregon State Lottery implemented the EPICOR ERP system in 1999 and is currently in the process of replacing that system with a modern ERP to meet the needs of the Lottery.

- **Situation:** In addition to these core administrative information systems, most state agencies have created their own systems to better manage their budgets, personnel, purchasing, records and documents, and other common administrative processes. Few of these agency-specific systems interface with other agencies' systems, and in many cases do not interface with central systems.



Data.Oregon.gov

Share – Search – Interact – Copy

Data.Oregon.Gov

Initiated a pilot project in October 2010 based on the premise that...

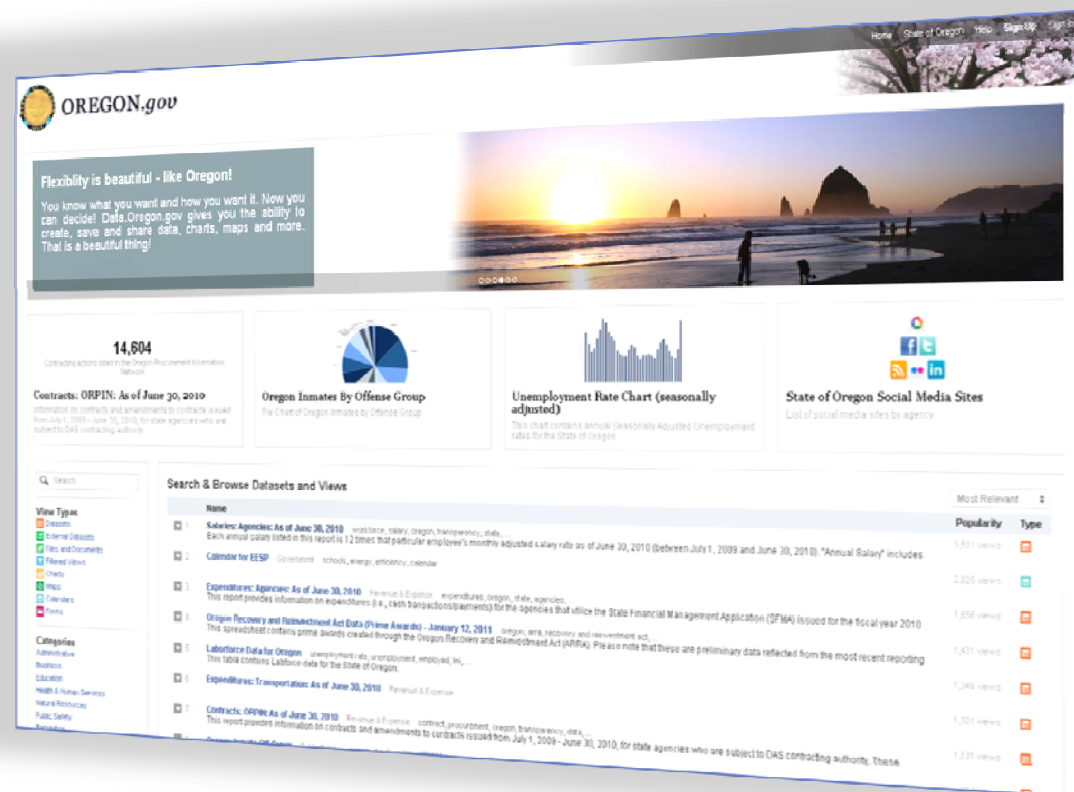
- Oregonians want more access to public data collected and stored by Oregon's state and local government agencies.
- Beyond access.... Oregonians want to be able to find, download, analyze, visualize and share information derived from public data sets.
- State and local government agencies need an easy and effective way to share their data publically

GOAL - In the long run, the goal of Data.Oregon.gov is to increase government transparency and encourage public participation and collaboration with Oregon government.

Data.Oregon.Gov

October 18, 2010
to March 31, 2011

- ❑ 133 Datasets
- ❑ 113,313 Views
- ❑ 1,846,344 Rows
- ❑ 5,778 Embeds



Data.Oregon.Gov

Calendar View



OREGON.gov



Calendar for EESP

Based on Calendar for Energy Efficient Schools Program



Find in this Dataset



March 2011

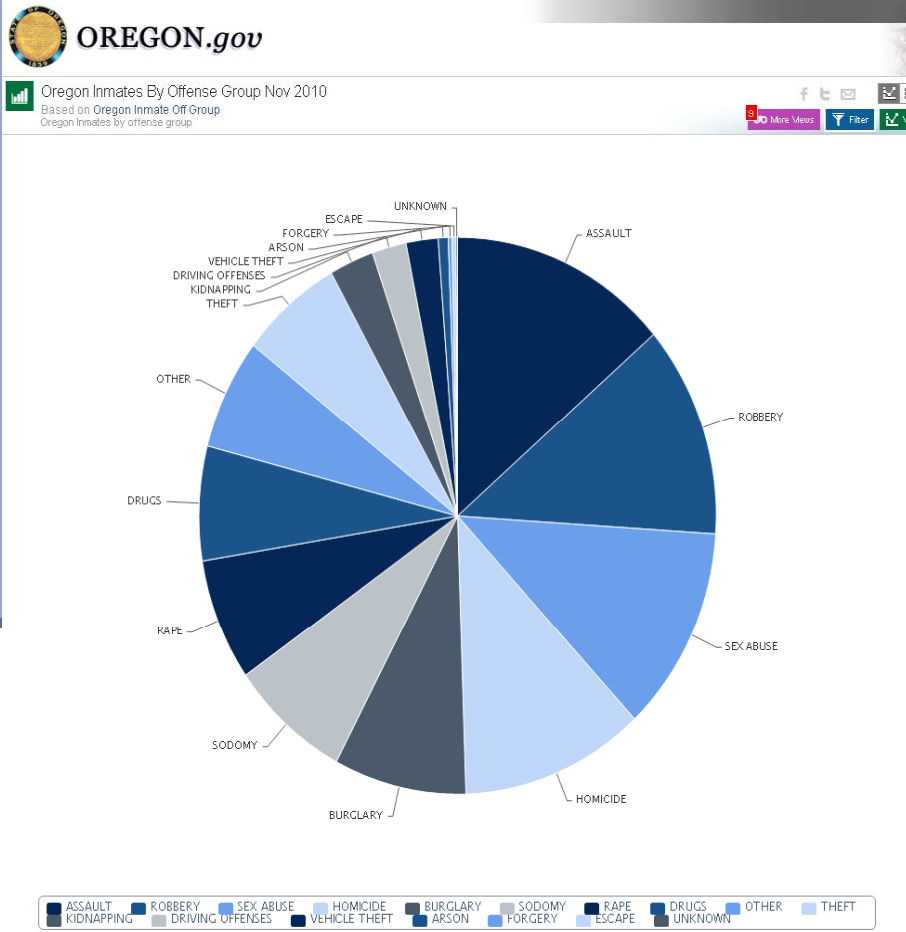
Today

Sun	Mon	Tue	Wed	Thu	Fri	Sat
27	28	1 PGE Seminar: Ammonia Refrigeration Systems - WILSONVILLE	2 PGE Seminar: Chilled Water Systems - WILSONVILLE	3	4	5
6	7	8 PGE Seminar: Improve EE in Your Building - HVAC, Building Tune-Up & Commissioning - BEAVERTON	9	10	11	12
13	14	15 PGE Seminar: Fundamentals of Efficient Lighting & Controls - TIGARD	16 PGE Seminar: Improve EE in Your Building - HVAC, Building Tune-Up & Commissioning - KEIZER	17	18	19
20	21	22	23	24	25	26
27	28	29	30	31	1	2
3	4	5	6	7	8	9

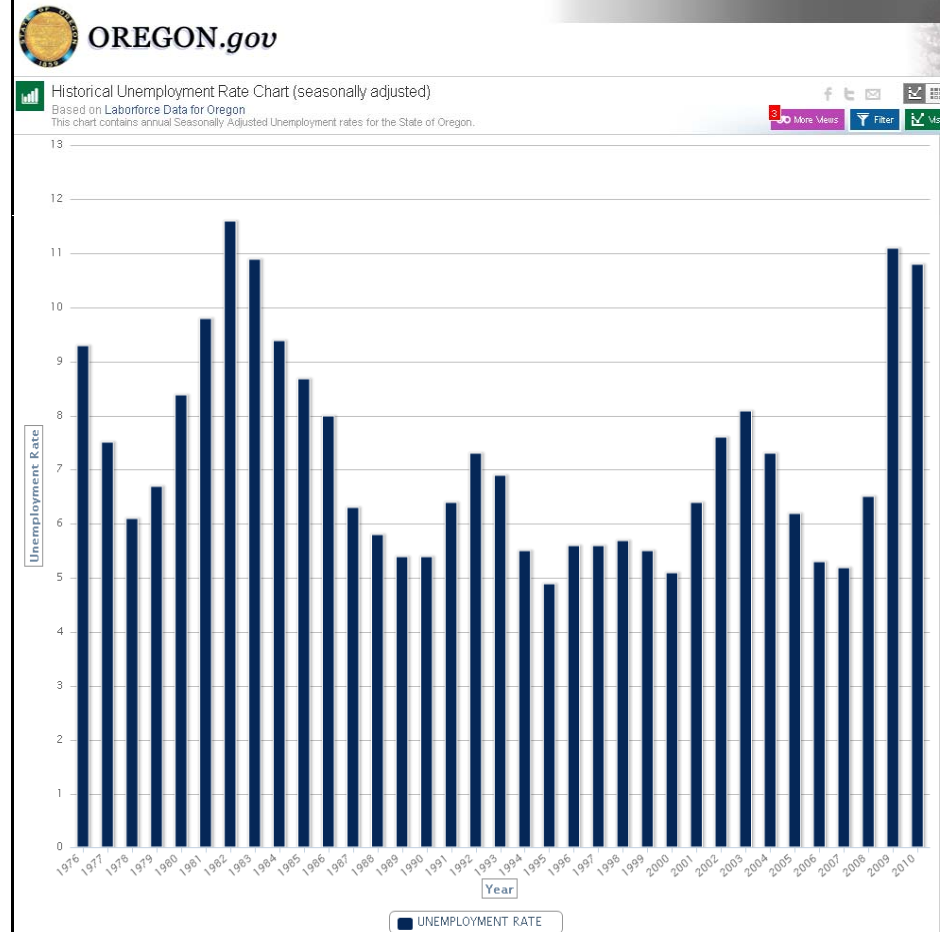
Data.Oregon.Gov

Chart View

Oregon Inmates by Offense Group

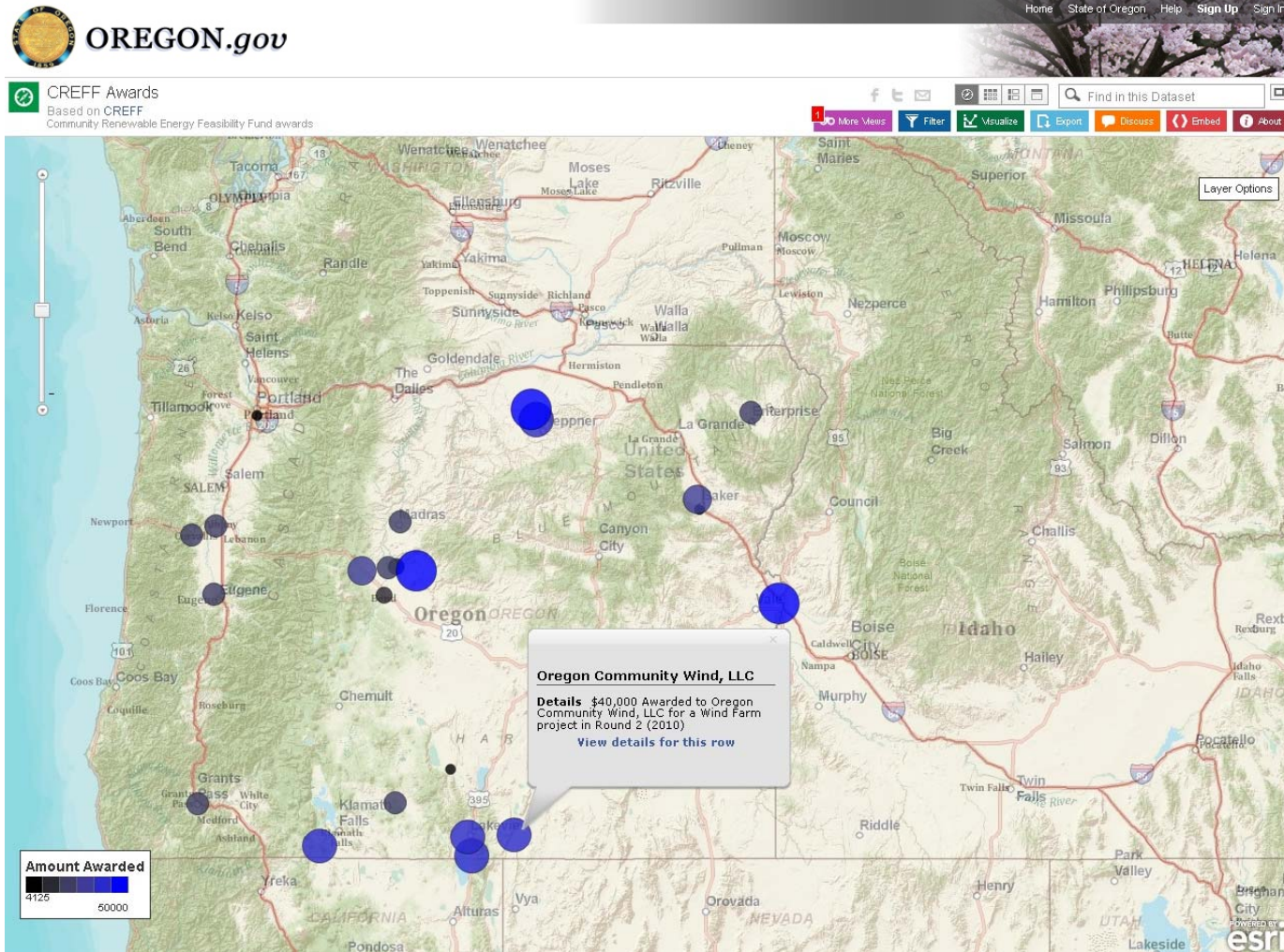


Historical Unemployment Rate Chart




Data.Oregon.Gov

Point Map View



Data.Oregon.Gov

Export/Download – various formats

 **OREGON.gov**

Salaries: Agencies: As of June 30, 2010
Each annual salary listed in this report is 12 times that particular employee's monthly adjusted salary rate as of June 30, 2010 (between ▶)

Home State of Oregon Help Sign Up Sign In

Find in this Dataset

More Views Filter Visualize Export Discuss Embed About

AGENCY #	AGENCY TITLE	CLASSIFICATION	SERVICE TYPE	FULL/PART TIME
1	12000 ACCOUNTANCY, OREGON BOARD OF	ADMINISTRATIVE SPECIALIST 2	UNREPRESENTED	FULL-TIME
2	12000 ACCOUNTANCY, OREGON BOARD OF	EXECUTIVE SUPPORT SPECIALIST 2	UNREPRESENTED	FULL-TIME
3	12000 ACCOUNTANCY, OREGON BOARD OF	FINANCIAL INVESTIGATOR 1	MANAGEMENT SERVICE	FULL-TIME
4	12000 ACCOUNTANCY, OREGON BOARD OF	OFFICE SPECIALIST 2	UNREPRESENTED	FULL-TIME
5	12000 ACCOUNTANCY, OREGON BOARD OF	OFFICE SPECIALIST 2	UNREPRESENTED	FULL-TIME
6	12000 ACCOUNTANCY, OREGON BOARD OF	PRINCIPAL EXECUTIVE/MANAGER D	AGENCY HEAD	FULL-TIME
7	10700 ADMINISTRATIVE SRVCS, DEPT OF	ACCOUNTANT 1	MANAGEMENT SERVICE	FULL-TIME
8	10700 ADMINISTRATIVE SRVCS, DEPT OF	ACCOUNTANT 1	REPRESENTED	FULL-TIME
9	10700 ADMINISTRATIVE SRVCS, DEPT OF	ACCOUNTANT 2	MANAGEMENT SERVICE	PART-TIME
10	10700 ADMINISTRATIVE SRVCS, DEPT OF	ACCOUNTANT 2	MANAGEMENT SERVICE	FULL-TIME
11	10700 ADMINISTRATIVE SRVCS, DEPT OF	ACCOUNTANT 2	REPRESENTED	FULL-TIME
12	10700 ADMINISTRATIVE SRVCS, DEPT OF	ACCOUNTANT 2	REPRESENTED	FULL-TIME
13	10700 ADMINISTRATIVE SRVCS, DEPT OF	ACCOUNTANT 2	REPRESENTED	FULL-TIME
14	10700 ADMINISTRATIVE SRVCS, DEPT OF	ACCOUNTANT 2	REPRESENTED	FULL-TIME
15	10700 ADMINISTRATIVE SRVCS, DEPT OF	ACCOUNTANT 2	REPRESENTED	FULL-TIME
16	10700 ADMINISTRATIVE SRVCS, DEPT OF	ACCOUNTANT 2	REPRESENTED	FULL-TIME
17	10700 ADMINISTRATIVE SRVCS, DEPT OF	ACCOUNTANT 2	REPRESENTED	FULL-TIME
18	10700 ADMINISTRATIVE SRVCS, DEPT OF	ACCOUNTANT 3	REPRESENTED	FULL-TIME
19	10700 ADMINISTRATIVE SRVCS, DEPT OF	ACCOUNTANT 3	REPRESENTED	FULL-TIME
20	10700 ADMINISTRATIVE SRVCS, DEPT OF	ACCOUNTANT 3	REPRESENTED	FULL-TIME
21	10700 ADMINISTRATIVE SRVCS, DEPT OF	ACCOUNTANT 3	REPRESENTED	FULL-TIME
22	10700 ADMINISTRATIVE SRVCS, DEPT OF	ACCOUNTANT 3	REPRESENTED	FULL-TIME
23	10700 ADMINISTRATIVE SRVCS, DEPT OF	ACCOUNTANT 3	REPRESENTED	FULL-TIME
24	10700 ADMINISTRATIVE SRVCS, DEPT OF	ACCOUNTANT 3	REPRESENTED	FULL-TIME
25	10700 ADMINISTRATIVE SRVCS, DEPT OF	ACCOUNTANT 3	REPRESENTED	FULL-TIME
26	10700 ADMINISTRATIVE SRVCS, DEPT OF	ACCOUNTANT 3	REPRESENTED	FULL-TIME
27	10700 ADMINISTRATIVE SRVCS, DEPT OF	ACCOUNTANT 3	REPRESENTED	FULL-TIME
28	10700 ADMINISTRATIVE SRVCS, DEPT OF	ACCOUNTANT 3	REPRESENTED	FULL-TIME
29	10700 ADMINISTRATIVE SRVCS, DEPT OF	ACCOUNTANT 3	REPRESENTED	FULL-TIME
30	10700 ADMINISTRATIVE SRVCS, DEPT OF	ACCOUNTANT 3	REPRESENTED	FULL-TIME
31	10700 ADMINISTRATIVE SRVCS, DEPT OF	ACCOUNTANT 4	MANAGEMENT SERVICE	FULL-TIME

Export

API

Subscribe

Print

Download

Download a copy of this dataset in a static format

Download As

CSV

JSON

PDF

RDF

RSS

XLS

XLSX

XML

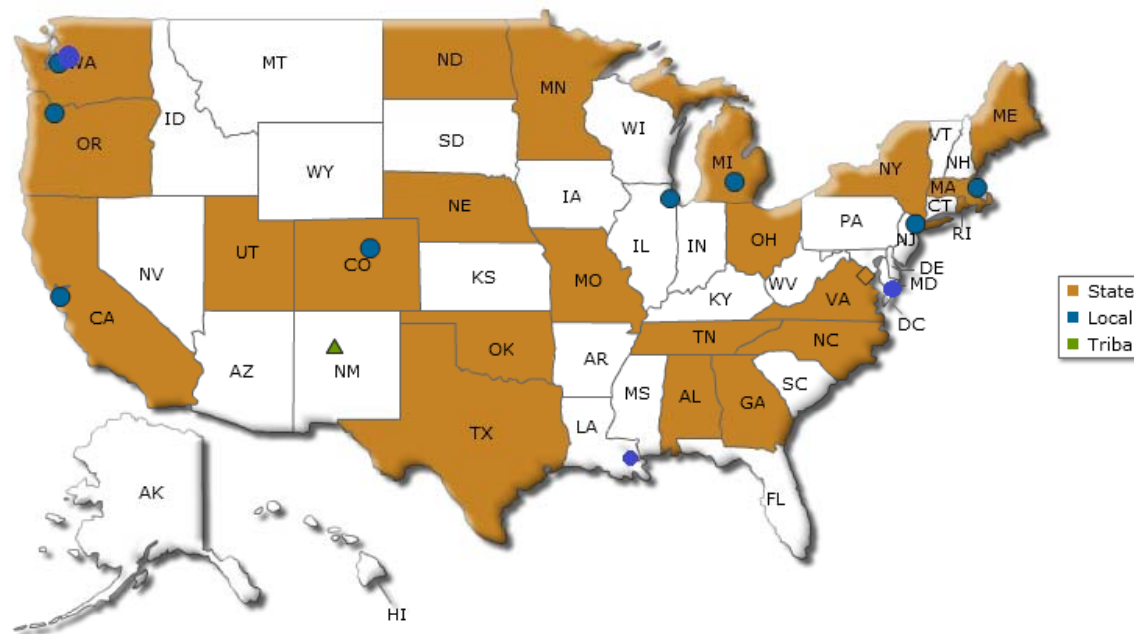
Done

We are Not Alone....

Open Data Sites Are Popping Up All Over the U.S.

State/Local/Tribal Data Sites

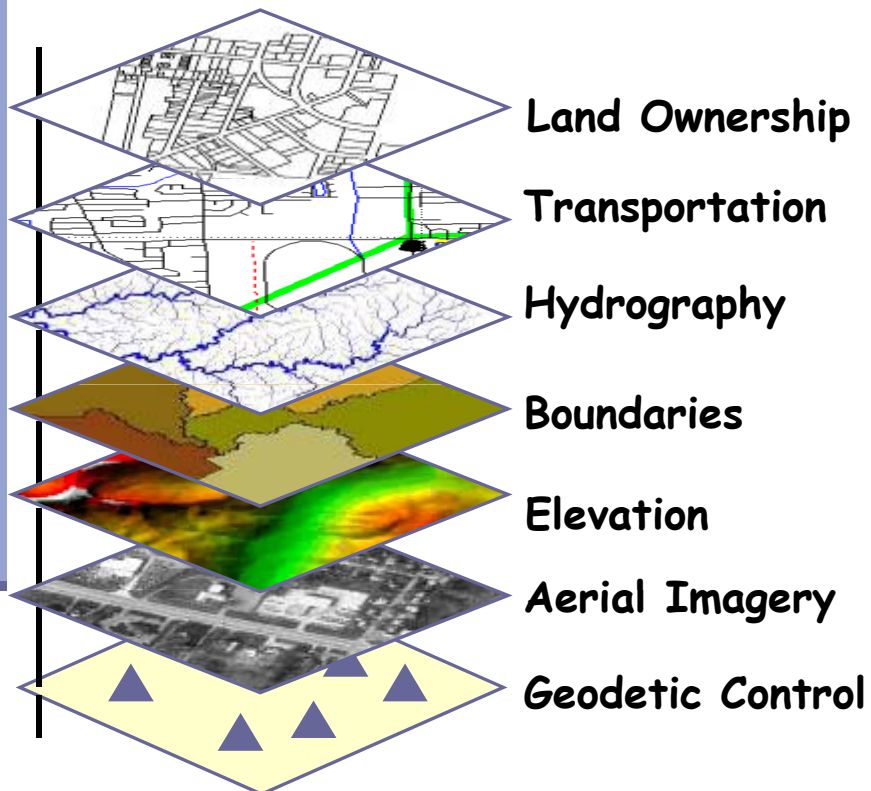
Many state, local and tribal governments have launched their own sites with access to machine readable data



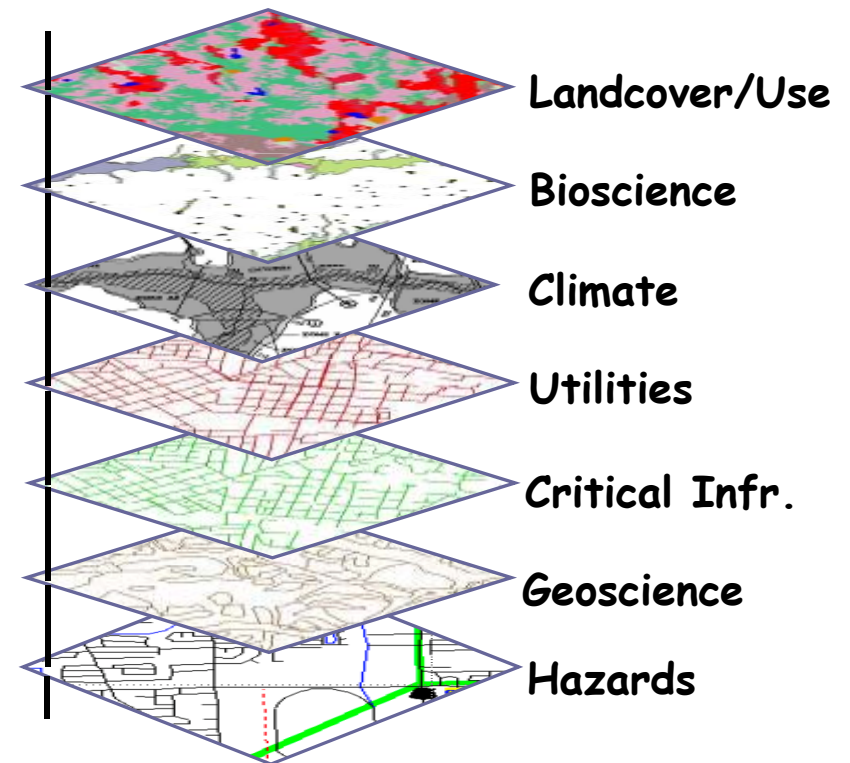
Geospatial Datasets

GIS Framework Data

National Standards



Oregon Standards



GEO Spatial Data Library Alpha List

Since late 1990s

- Alpha List of Spatial Data
- 100+ datasets are available for download
- Metadata for each dataset is available
- Challenges: Limited functionality and file types

Oregon Geospatial Enterprise Office (GEO)

Department ▼

Search
About Us
Contact Us

GIS Calendar
Data and Maps
FAQ
GIS Coordination
GIS Communication

EISPD Home
GEO Home

GEO Spatial Data Library

Updates

- 2009 [Fish Passage Barriers](#) - ODFW
- 2009 [Oregon Wetland Geodatabase](#) - NHIC
- 2008 [City Limits](#) - ODOT
- 2008 [Signed Routes, State Highways, 2009 Railroads](#) - ODOT
- 2008 [Highway Mileposts, Scenic Byways](#) - ODOT
- 2009 [Oregon GNIS](#) - USGS
- 2009 [Watershed & Umbrella Watershed Council Boundaries](#) - OWEB
- 2008 [Updated Community Wildfire Protection Plans Wildland / Urban Interface Boundaries](#) - ODF
- 2008 [State Parks](#) - OPRD
- 2008 [Ecological Systems \(ESLF\)](#) - INR
- 2008 [Lakes, Streams Water Quality 2004/2006 Integrated Report](#), revised 2008 - DEQ
- 2004-2007 [Light Detection and Ranging \(LiDAR\) Data](#) - Bare Earth GRID DEMs - Puget Sound LiDAR Consortium / ODF
- 2008 - Homeland Security Infrastructure Program (HSIP): 2008 [State Government Buildings, Public Safety Answering Point Boundaries](#), 2007 [EOCs](#) and [Hospitals](#) - TGS

[Subscribe](#) to the GEO Data RSS feed to receive updates when data is added or changed in the Spatial Data Library.




All data are in a standard [file format and projection](#) unless specifically noted.

A - Z Listing

A | B | C | D | E | F | G | H | I | J | K | L | M | N | O | P | Q | R | S | T | U | V | W | X | Y | Z




Themes are statewide unless otherwise specified

A

Name	Description	Preview	Type	Metadata	Download
Administrative Basins	OWRD Administrative Basins, 1:24,000				Shapefile (3.3Mb)

[▲ Back to the top](#)

B

Name	Description	Preview	Type	Metadata	Download
Beach Access Points and	Covers the Oregon coast, Columbia river, and				Shapefile (123kB)

Done, but with errors on page.

Oregon Explorer

Partnerships

- OSU Libraries
- Institute for Natural Resources
- Oregon Geospatial Enterprise Office

Sub portals

- Oregon Spatial Data Library
- Oregon Imagery Explorer

The screenshot shows the Oregon Explorer website. At the top, there is a navigation bar with logos for OSU Libraries, the Institute for Natural Resources, and NACSE, along with a search bar. The main content area features a large banner image of a lake and mountains with the text "Oregon EXPLORER Natural Resources Digital Library". Below the banner, there is a "Welcome to the Oregon Explorer!" section with a paragraph of text and a "Read more" link. To the left of the banner, there are two smaller sections: "Watershed Restoration Tool" and "Oregon Spatial Data Library", each with a thumbnail image and a brief description. At the bottom, there are three columns of links: "Location Portals" (Deschutes Basin Explorer, Lakes Basin Explorer, North Coast Explorer, Umpqua Basin Explorer), "Topic Portals" (Hazards Explorer, Land Use Explorer, Rural Communities Explorer, Wetlands Explorer), and "Data Portals" (Imagery Explorer, Oregon Spatial Data Library). There is also a link to "About Oregon Explorer" and a "More about Oregon Explorer portals" link.

OSU Libraries Institute for Natural Resources NACSE

Search this site

Watershed Restoration Tool

Learn how landowners and restoration groups are [enhancing watersheds in Oregon](#). Use the Explorer mapping tool to [create a restoration project map](#).

Oregon Spatial Data Library

Easy and convenient ways to find, access, and share geospatial data - at no cost to the user. Hundreds of datasets can be displayed and downloaded. [Try it out](#)

Welcome to the Oregon Explorer!

Oregon Explorer provides a web-based **natural resources digital library** by integrating data from state and federal agencies, local governments, university scientists, and citizens. A collaboration between Oregon State University Libraries and the Institute for Natural Resources, Oregon Explorer helps inform decisions and actions affecting Oregon's natural environment. As a permanent part of OSU Libraries, Oregon Explorer will be continuously maintained and updated.

NACSE (Northwest Alliance for Computational Science and Engineering) and Oregon Department of Administrative Services Geospatial Enterprise Office collaborated in developing the portals. Other partners involved with individual portals and tools are listed on each website. Major sources of funding include the Meyer Memorial Trust and the Oregon Watershed Enhancement Board. [Read more](#)

Follow Oregon Explorer on [Facebook](#)

Location Portals

- [Deschutes Basin Explorer](#)
- [Lakes Basin Explorer](#)
- [North Coast Explorer](#)
- [Umpqua Basin Explorer](#)

Topic Portals

- [Hazards Explorer](#)
- [Land Use Explorer](#)
- [Rural Communities Explorer](#)
- [Wetlands Explorer](#)

Data Portals

- [Imagery Explorer](#)
- [Oregon Spatial Data Library](#)

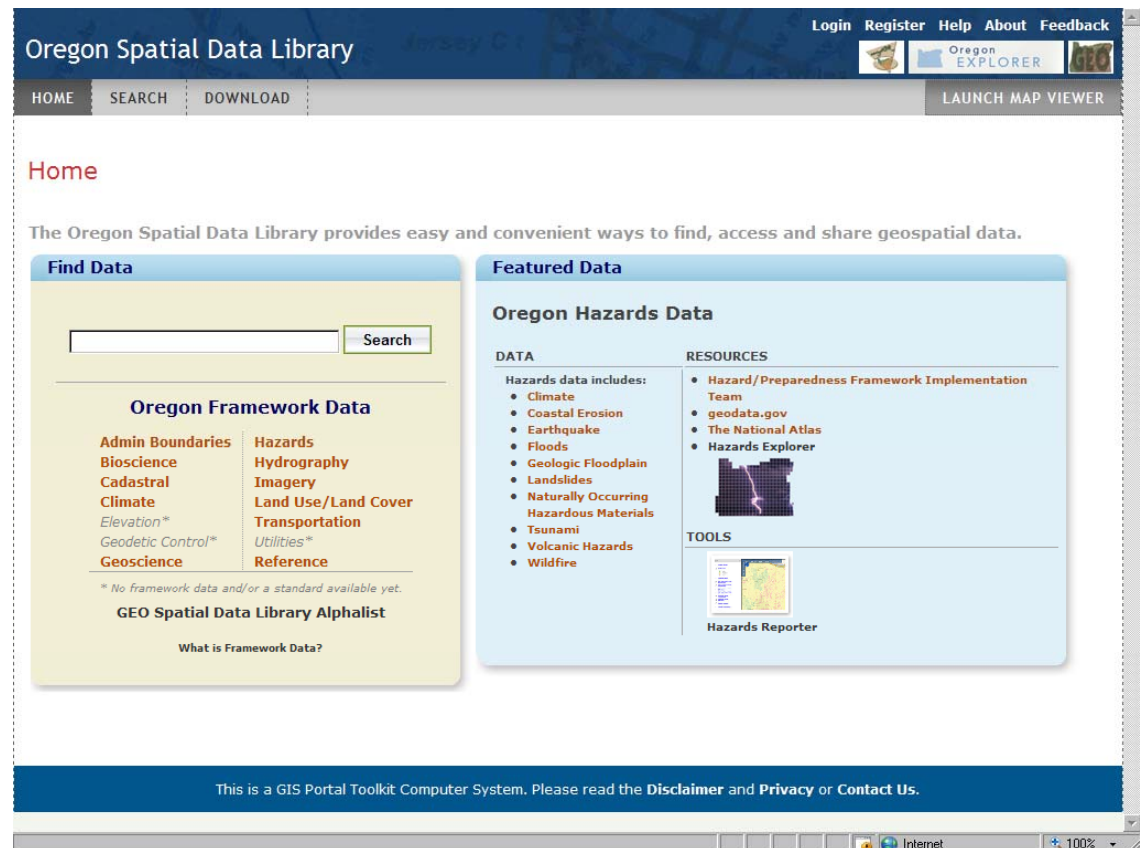
About Oregon Explorer

More about [Oregon Explorer portals](#)

Oregon Spatial Data Library

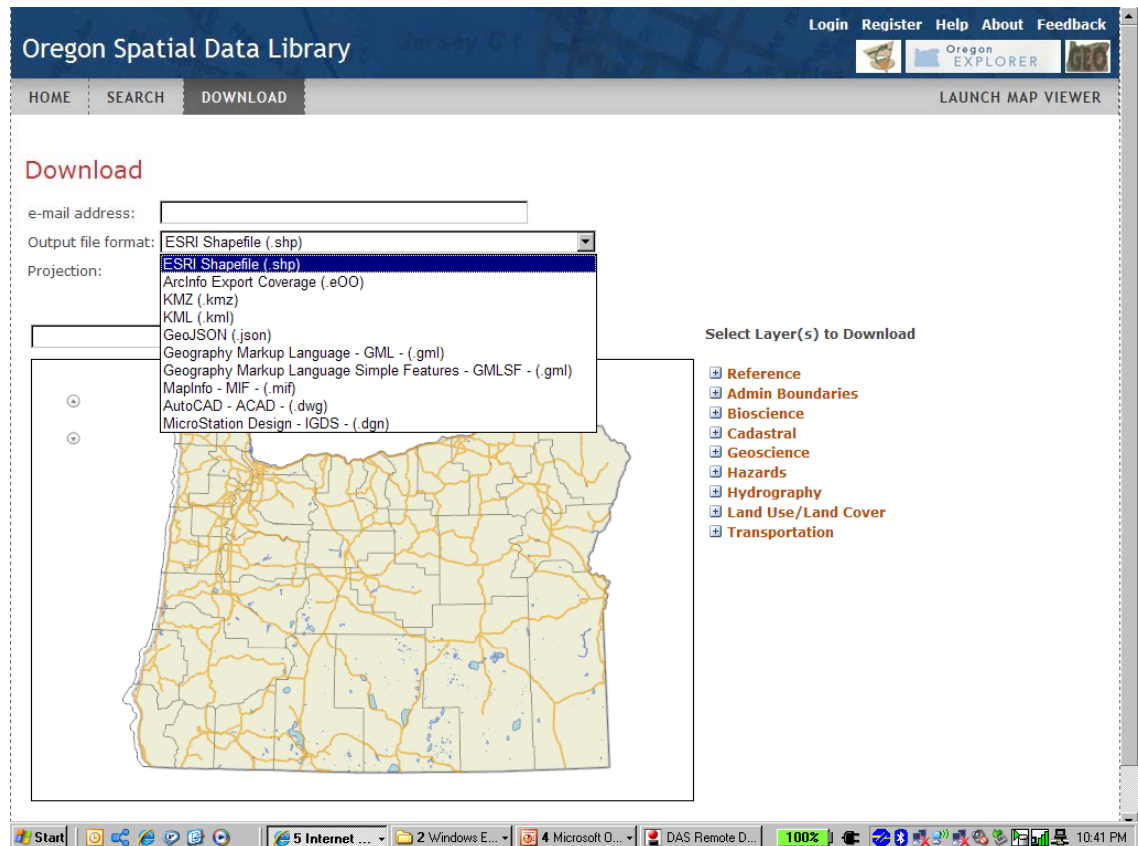
Since 2008

- Searchable data-access tool for Oregon researchers, students, public agency staff, private industry and the public at large
- 2010 Statistics
 - ~ 240,000 Hits
 - ~ 21,000 Visitors
 - ~ 11,000 Page Views
 - ~ 60 Visitors/Day



Oregon Spatial Data Library

- Spatial Data is available for download in a variety of output formats and projections
- Map Viewer is also provided to ensure the user has a chance to review the metadata on the data set prior to download



Oregon Imagery Explorer

DAS
DEPARTMENT OF
ADMINISTRATIVE
SERVICES

ENTERPRISE INFORMATION
STRATEGY AND POLICY DIVISION

2010 Statistics

- Total Hits: 44,000,000
- Total Page Views: 150,000
- Total Visitors: 120,000
- Total Visitors/day: 320

Available Imagery

- 1996, 1999, 2005 Digital Ortho-imagery available in various projections
- 2005 Imagery available for viewing, streaming or clip/zip/ship download
- 2009 Imagery coming soon

The screenshot shows the Oregon Imagery Explorer website. The header includes the OSU logo and navigation links like 'Home', 'Search', and 'Text size'. A sidebar on the left lists various categories such as 'Available Imagery', 'Data Collections', and 'Help'. The main content area features a large banner for 'Oregon Imagery Explorer' with a map of Oregon. Below the banner, there's a section titled 'STATEWIDE 0.5 METER AERIAL IMAGERY NOW AVAILABLE' with links to stream, download, or view the imagery. A 'FEEDBACK' section is also present at the bottom.

OSU Oregon State University

OSU Home | OSU Libraries
Ask a Librarian

Home Text size A A A Search Go

☐ Available Imagery
☐ Access the Imagery
☐ Ways to use the Imagery
☐ About this Project

☐ Data Collections
☐ Reports and Publications
☐ Expertise and Contacts
☐ Additional Resources
☐ Tutorials
☐ Making Maps

Help | Glossary | FAQ

Oregon's GIS Utility
→ Learn more about navigatOR

Browse other Explorer Sites

- Land Use Explorer
- North Coast Explorer
- Oregon Explorer
- Oregon Hazards Explorer
- Oregon Wildlife Explorer
- Rural Communities Explorer
- Umpqua Basin Explorer
- Wetlands Explorer
- Wildfire Risk Explorer
- Willamette Explorer

About the Oregon Explorer...

Oregon Imagery Explorer
Natural Resources Digital Library

Imagery to provide resource practitioners and the general public with a different perspective on Oregon

STATEWIDE 0.5 METER AERIAL IMAGERY NOW AVAILABLE

- Stream the imagery using Web Map Service (WMS)
- County Downloads (Requires a BitTorrent Client)
- View and/or Download imagery (download limits apply and download times may be long)

Thanks to the U.S. Department of Agriculture's National Agriculture Imagery Program (NAIP) and a multi-agency partnership coordinated by the Oregon Geospatial Enterprise Office, high resolution color aerial photography is available of the entire state. The imagery, flown in the summer of 2005, can be viewed or downloaded from Oregon Imagery Explorer. This is the first dataset to be made available through the Imagery Framework, a collaborative effort to create a widely available source of basic imagery data that adheres to a common standard and upon which organizations can build by adding their own detailed datasets. The Imagery Framework is helping realize the vision of *navigatOR* with state-of-the-art accessibility to common data themes that geographic data users need. Older imagery, as well as future acquisitions, will also be available here.

FEEDBACK

Your suggestions and comments will help improve this website.

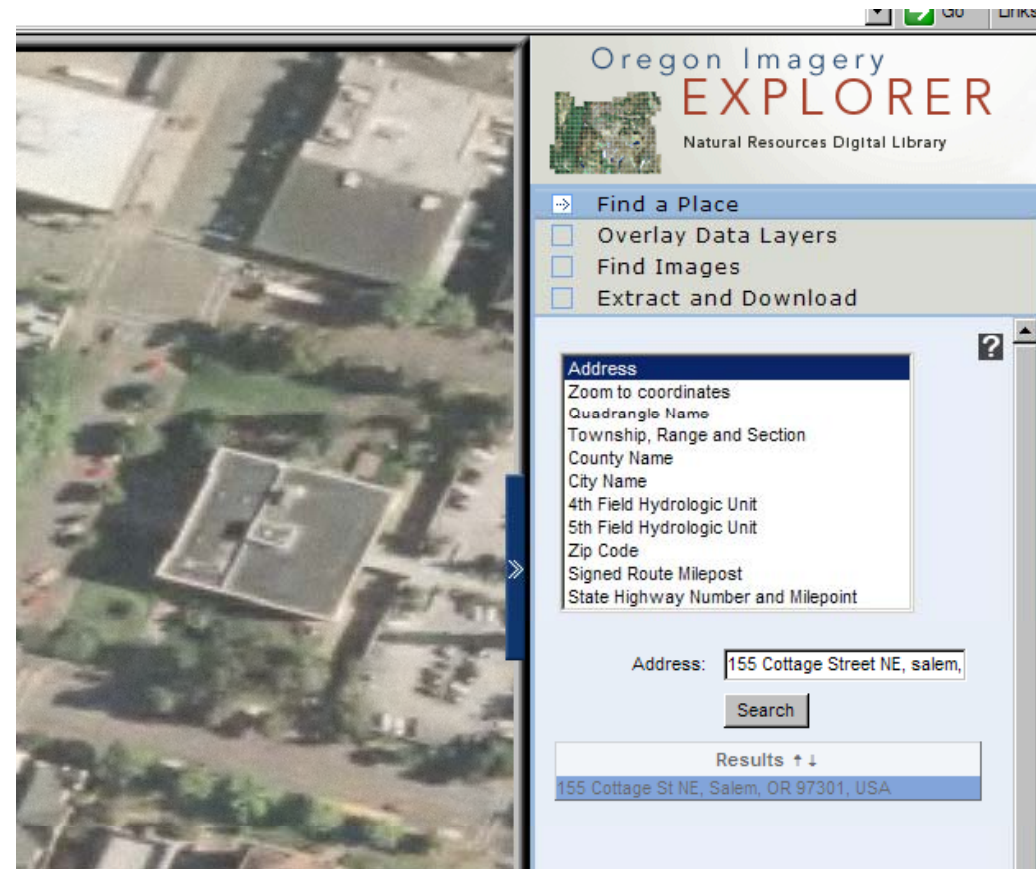
- Take our online user survey

Oregon Imagery Explorer

DAS
DEPARTMENT OF
ADMINISTRATIVE
SERVICES

ENTERPRISE INFORMATION
STRATEGY AND POLICY DIVISION

Find a Place:
Address

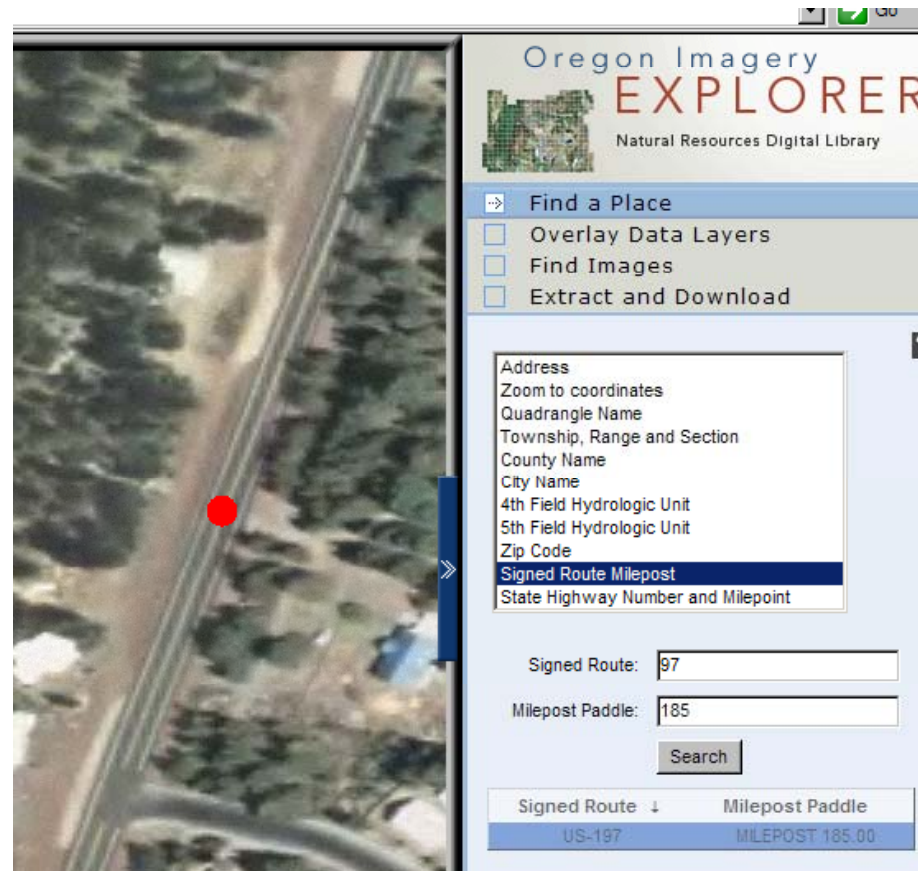


Oregon Imagery Explorer

DAS
DEPARTMENT OF
ADMINISTRATIVE
SERVICES

ENTERPRISE INFORMATION
STRATEGY AND POLICY DIVISION

Find a Place:
Signed
Route
Milepost



The screenshot displays the Oregon Imagery Explorer web application. On the left, an aerial map shows a road with a red dot indicating a location. On the right, the application's interface includes a title bar, a search menu, a list of search criteria, and input fields for route and milepost information.

Oregon Imagery EXPLORER
Natural Resources Digital Library

- Find a Place
- Overlay Data Layers
- Find Images
- Extract and Download

Address
Zoom to coordinates
Quadrangle Name
Township, Range and Section
County Name
City Name
4th Field Hydrologic Unit
5th Field Hydrologic Unit
Zip Code
Signed Route Milepost
State Highway Number and Milepoint

Signed Route: 97
Milepost Paddle: 185
Search

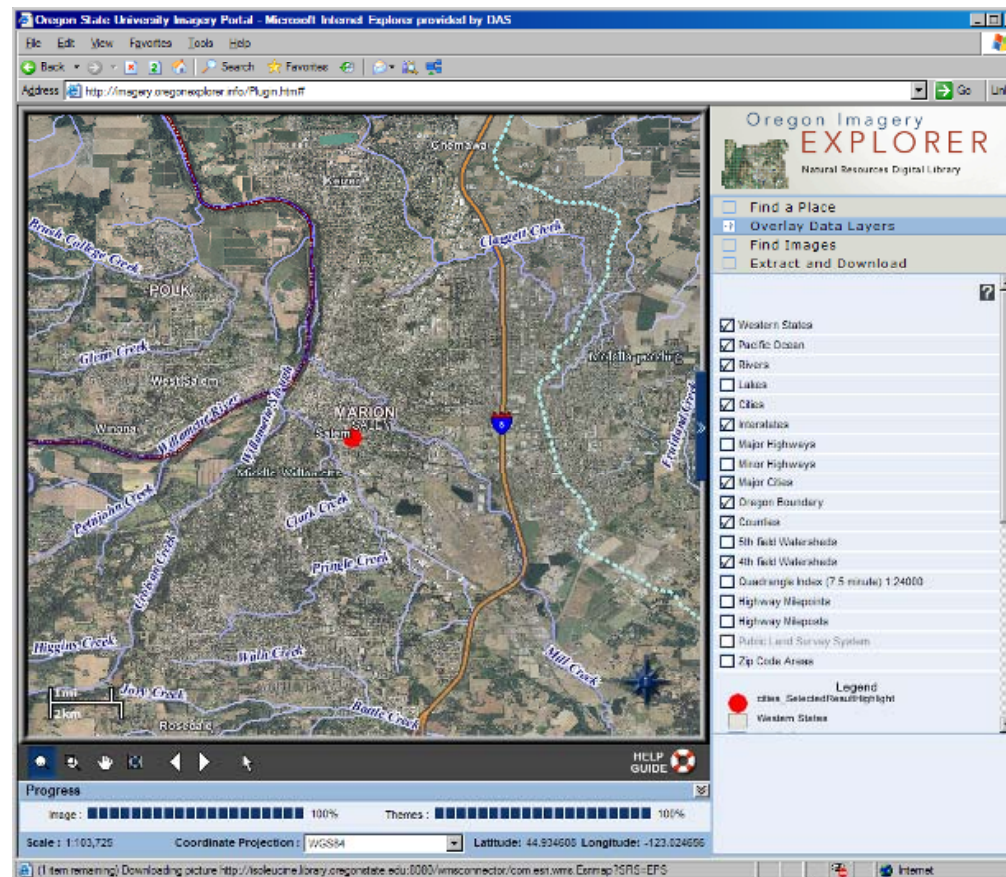
Signed Route	Milepost Paddle
US-197	MILEPOST 185.00

Oregon Imagery Explorer

DAS
DEPARTMENT OF
ADMINISTRATIVE
SERVICES

ENTERPRISE INFORMATION
STRATEGY AND POLICY DIVISION

Overlay Data
Layers:
Streams and
Watersheds

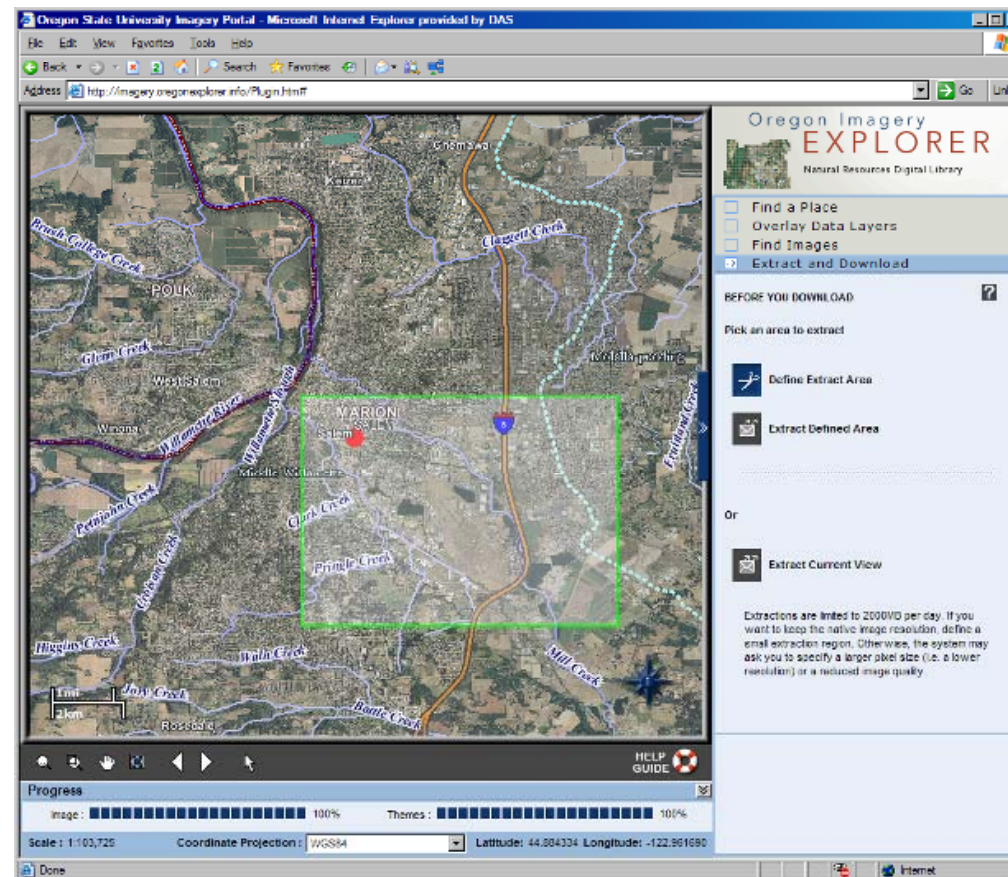


Oregon Imagery Explorer

DAS
DEPARTMENT OF
ADMINISTRATIVE
SERVICES

ENTERPRISE INFORMATION
STRATEGY AND POLICY DIVISION

Extract data:
"Clip, Zip
and Ship"



Oregon Imagery Explorer

DAS
DEPARTMENT OF
ADMINISTRATIVE
SERVICES

ENTERPRISE INFORMATION
STRATEGY AND POLICY DIVISION

Extract data:
"Clip, Zip
and Ship"

http://imageextractor.oregonexplorer.info - Submit Image Request - Microsoft Internet Explorer provided by DAS

Oregon Imagery
EXPLORER
Natural Resources Digital Library

[Terms & Conditions](#) | [Disclaimer](#)

Basic Page | **Advanced Page**

Image Name: 2005 0.5 meter orthoimagery

Projection: WGS84/GEODETIC

Output Format: JPEG

Image Quality: Best

Width & Height: 17559 & 12905

Re-Calculate

☒ Maintain Aspect Ratio

Input Size: 649 MB

Approx. Output Size: 111 MB

Estimated Download Time					
Kbps	56	128	256	512	1500
Time (Mins)	278	122	61	31	11

Name:

Email Address:

☒ Remember Me

Submit Cancel

Done Internet

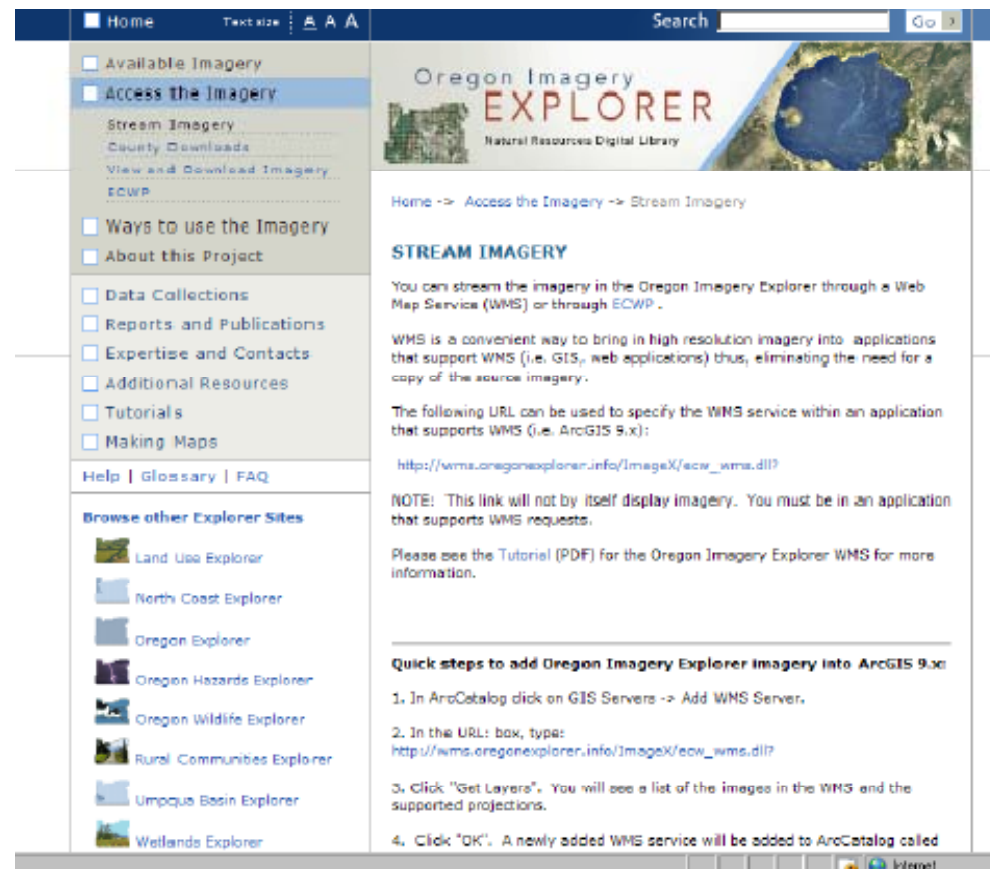
Oregon Imagery Explorer

DAS
DEPARTMENT OF
ADMINISTRATIVE
SERVICES

ENTERPRISE INFORMATION
STRATEGY AND POLICY DIVISION

Web Map service (WMS)

- Widely used open protocol
- Data “Service” available via Internet
- “Service” is “Consumed” by clients including GIS software and other applications including Microsoft Office Products



Transparency Report Card

TRANSPARENCY	2010	2011
Sunshine Review – Oregon’s Grade	A-	A+
American Recovery and Reinvestment Act Web Report	9th	
Transparency of Economic Subsidies by “Good Jobs First”	F	
Online Access to Government Spending Data - U.S.PIRG 2011 – Oregon moved into Leader category – Tied 8th	D	B-

Questions/Comments?

Resources

- Oregon Recovery/Stimulus Tracking websites
 - <http://www.oregon.gov/recovery>
 - http://www.oregon.gov/recovery/StimulusReporting/ARRA_Projects.shtml
 - <http://oregon.gov/recovery/StimulusReporting/GoOregon.shtml>
- Transparency Website
 - <http://www.oregon.gov/transparency>
- Oregon Data.Oregon.Gov
 - <http://www.oregon.gov/data> & <http://data.oregon.gov>
- Oregon Geospatial Data Clearinghouse
 - <http://gis.oregon.gov/DAS/EISPD/GEO/sdlibrary.shtml>
- Oregon Explorer – <http://oregonexplorer.info/>
- Oregon Spatial Data Library
 - <http://spatialdata.oregonexplorer.info/>
- Oregon Imagery Explorer – Statewide Ortho Imagery
 - <http://www.oregonexplorer.info/imagery/>

Resources

■ Sunshine Review

- http://sunshinereview.org/index.php/Evaluation_of_Oregon_state_website#
- <http://sunshinereview.org/index.php/Oregon#>

■ Good Jobs First – Subsidies Transparency Report

- Economic Subsidies:
<http://www.goodjobsfirst.org/sites/default/files/docs/pdf/showusthesubsidiesrpt.pdf>
- Stimulus Funds - <http://www.goodjobsfirst.org/show-us-stimulus-again>
- <http://www.goodjobsfirst.org/sites/default/files/docs/pdf/ARRAwebtablesjan2010.pdf>

■ US Public Interest Research Group (USPIRG)

- <http://cdn.publicinterestnetwork.org/assets/d1b1c8a147fbf379dfc14c8c86a83e52/Following-the-Money-2011-vUS.pdf>

Contacts

- Sean McSpaden, Deputy State CIO
 - Phone: 503-378-5257 Cell: 503-798-1507
 - Email: Sean.L.McSpaden@state.or.us