

Reaching Out to Diverse Communities:
Children's Day/Book Day

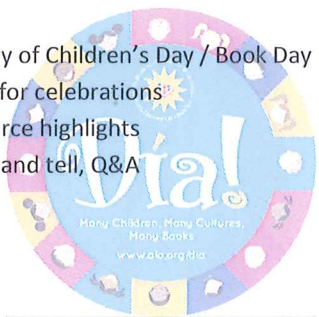
Many Children, Many Cultures,
Many Books

Beatriz Pascual Wallace, Seattle Public Library
Ana Schmitt, Multnomah County Library


Presented at OLA/WLA April 2013

What we'll cover

- History of Children's Day / Book Day
- Ideas for celebrations
- Resource highlights
- Show and tell, Q&A







A little background



History of Children's Day / Book Day

- AKA "Día" (El día de los niños/El día de los libros)
- Pat Mora, mother of Día
- Inspired by Mexico's Day of the Child
- Celebrated on April 30

History of Día



- REFORMA is founding partner
- First celebrations in 1997
- 2004: ALSC becomes Día's national home
- 2000: First Mora Award presented





National support for Día

- W.K. Kellogg Foundation
 - Supported various national-scale Día projects with grants
- Target
- Dollar General Literacy Foundation
- Publishers, CBC, NCTE, Reading Rockets, Big Brothers/Sisters, more
- ...and local support, too! (Ore. proclamation)

Día is a DAILY commitment to:

- Honor children and childhood
- Promote literacy and the importance of linking *all* children to books, languages and cultures
- Honor home languages and cultures, and promote bilingual and multilingual literacy, and promote global understanding through reading

Día is a DAILY commitment to:

- Involve parents as valued members of the literacy team
- Promote library collection development that reflects our plurality

Día is a DAILY commitment

- April 30 is the culmination and celebration
- Adaptable for all communities and ages


Día stands for:

*DIVERSITY
IN
ACTION!*

- Día aligns with your library's diversity and service initiatives, strategic plan, etc.!

What makes an excellent Día

- It is literacy-focused
- Expresses "bookjoy"
- It is community-based



Dia Planning

These have been very successful tools when planning large Días

Planner: contains information that those planning Día should know about budget, volunteers, donations, requesting performers, etc. It also contains a timeline of a list of tasks, when things are due and who is responsible for each thing.


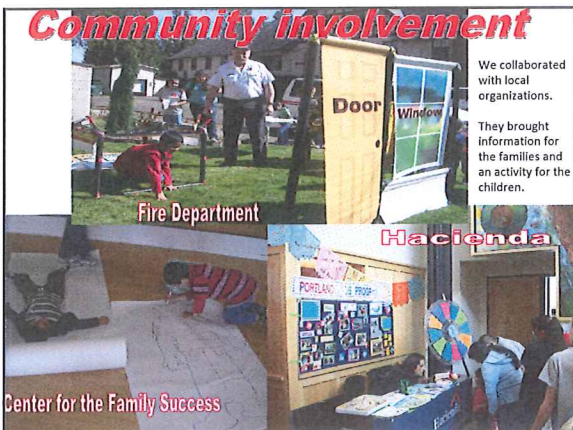
Wiki: staff could find the letter for requesting donations, the Día planner, a list of crafts and activities, volunteers certificates and sign-up sheet, etc.

Prezi: this help communicates basic information to staff in a fun way. Follow [this link](#) to see MCL Prezi.

OUTREACH

- Classroom visits
- Participation in schools' literacy nights
- Announcement on local TV, Univision and public TV promoted Día and each sent a guest reader to do a storytime during Día.
- Radio shows. KBOO Radio did a Día program with library staff and sent a guest reader to Día celebrations.
- Newspaper Article about MCL Día celebrations on the *Centinel* including Summer Reading promotion.

It is really helpful to have an outreach plan for Día that includes contacts in the community, event dates, target audience, etc.



More Activities

- Bookmarks decorated with crayons, letter stamps and stickers
- Animal shapes cut outs with wiggly eyes, etc
- Number booklets with stencils
- Milagros (a card with good wishes written inside)
- The Very Hungry Caterpillar number booklet
- Puppet of costume character (Froggy, Clifford, etc)
- Paper flowers
- Graph of color dinosaur count
- Matching shapes



- Color booklets with stencils of shapes and other things.
- Scavenger hunt for colors and animals.
- Loteria
- Prize wheel with letters
- Tomato seed planting
- Bracelets with letter beads
- Make your own book and write a story
- Where are you from? Put sticker on the map
- Recycling and sorting activity



Celebrity Storytime

Staff and guest readers take turns doing storytimes throughout the event. Families get a rhyme book, a hand out with tips for reading out loud, and a reading board to track their reading at home.



Volunteers


Volunteer Coordinator to schedule, train and lead other volunteers.

Provide leadership opportunity for community member, and a lot of help for the staff in charge.




- High school MECHA club
- Programa Hispano Health Promoters
- The library Teen Council
- Storytime moms


Special guests



Live Performances



Author Visits





Time to go home...
nos vemos en la biblioteca otro día



Pat speaks about why Día matters

- <http://bcove.me/jt57debl>

Show and tell

- Corvallis-Benton County Public Library, OR
– ruthrose.hennessey@ci.corvallis.or.us
- King County Library System, WA
– jgarcia@kcls.org
- Mid-Columbia Libraries, WA
– cmendoza@MCL-LIB.org

Show and tell

- Puyallup Public Library, WA
– chopkins@ci.puyallup.wa.us
– dlarkin@ci.puyallup.wa.us
- Springfield Public Library, OR
– kcure@springfield-or.gov
– eziglinski@springfield-or.gov
- Whatcom County Library System, WA
– Tina.Bixby@WCLS.org

Planning resources: Online

- ALSC's Día page <http://dia.ala.org/>
 - Resource guide, logos, articles
 - Multicultural booklist
 - Register your event and get freebies
 - *You do not have to be a member of ALA, ALSC or REFORMA to register your event!*
 - Publicity toolkit
 - Family book club toolkit

Planning resources: Online

- Día listserv
 - Join by registering your Día event with ALSC
 - ALA members:
<http://www.ala.org/ala/mgrps/communicate/emaileddiscussionlists/index.cfm> Look for dia.libraries@ala.org on ALA Mailing Lists home page

Planning resources: Online

- Pat Mora's website
 - <http://www.patmora.com> Includes *Día Planning Booklet* for download
- Texas Library Association toolkit
<http://www.texasdia.org/toolkit.html> Spanish and English focus
- Mora Award
<http://reforma.org>
Under "Awards and Scholarships" Nominate your Día celebration!

Planning resources: Online

- Facebook: *The Official El día de los niños/El día de los libros (Children's Day/Book)*
- New! Pinterest: *Día: El día de los niños, El día de los libros/Children's Day, Book Day*

Planning resources: Print

El día de los niños/El día de los libros: Building a Culture of Literacy in Your Community through Día. Jeanette Larson. ALA Editions, 2011.



Multicultural Storytime Magic. Kathy MacMillan and Christine Kirker. ALA Editions, 2012.

Celebrating Cuentos: Promoting Latino Children's Literature and Literacy in Classrooms and Libraries. Jamie Campbell Naidoo, editor. Libraries Unlimited, 2011



Planning resources: Print

- Check your collection for books on multicultural arts and crafts, cookery, games and other activities.
- Take into consideration Debbie Reese's cautionary blog post "Dear Teachers: Native masks are not art" (from her blog *American Indians in Children's Literature*)

Planning resources: Print

- *25 Latino Craft Projects.* Ana-Elba Pavon and Diana Borrego. American Library Association, 2003
- *Mexico & Central America: A Fiesta of Cultures, Crafts, and Activities for Ages 8-12.* Mary C. Turck. Chicago Review Press, 2004.
- *Making Magic Windows.* Carmen Lomas Garza. Children's Book Press, 1999.



Planning resources: Print

- Día storytime books
 - *Book Fiesta!* by Pat Mora
 - *Lola Loves Stories* by Anna McQuinn
 - *Interrupting Chicken* by David Ezra Stein
 - *Read to Tiger* by S. J. Fore
 - *Say Daddy* by Michael Shoulders
 - *Read to Your Bunny* by Rosemary Wells
 - *A Bedtime Story* by Mem Fox
- Folktales that reflect your community



Somali folktales: *The Lion's Share*

Any questions?

beatriz.pascual-wallace@spl.org
anas@multcolib.org

Happy Children's Day /
Book Day!



Have a great Día celebration!

Suggestions for Schools celebrating Día

Here are the ideas for Día de los Niños, Dia de los Libros. If you would like to have some activities before the event, Bilingual Spanish Library staff or volunteers could visit some classroom to do the following:

- Make Milagros-children will make construction paper cards with a good wish.
- *Read book Yum! iMmMm! ¡Qué rico! Americas' Sproutings Haiku by Pat Mora - --children would create Haiku poems of their own to display the day of the event.*

Recommendations of things to have the day of the event: Bilingual Storytime, Face painting, and crafts.

For crafts you could contact the Lakeshore Store -they usually send a staff to your event with all supplies for a craft). The library can send you a bilingual staff or volunteer to do bookmarks, Milagros, or other literacy related craft. Here are some more crafts ideas:

- Making a world-8" clear contact paper with collage of newspaper and magazines to stick to it.
- Celebrating our community world map-students and their families will find the place where they come from and place pin or sticker on the map.
- Paper flowers: colorful tissue paper flowers.
- Write your story. Children and adults will make a book and draw or write their stories.
- Door hanger that reads "Come in and share a book with me" double sided English/Spanish.

Classroom performances:

We usually have the children prepare a prop to use during the song. For example, a class sings "A mi burro" with their lunch bag donkey puppets they made ahead of time. Another class sings "De colores" while wearing their colorful paper serapes made in advance.

If you are having a big celebration and want to have some paid performers, here are some recommendations.

Komedy 4 Da Kids with Angel Ocasio—awesome interactive comedy.

<http://ocomedy.com/>

Nuestro Canto-Legends of Mexico

<http://www.youtube.com/watch%3Fv%3DBdLNnl4d6M4>

Grupo Condor- folk music of all of Spanish-speaking America.

<http://www.grupo-condor.com/index.html>

Please feel free to contact me with any questions:

Your contact information her

Multnomah County Library, We Speak Your Language

Día de los Niños, Día de los Libros 2013

List of activities and supplies

- This document contains the list of activities each Día location will receive. All activities and stations will come in containers with all necessary supplies and instructions.
- The age range for each activity is listed but children are welcome to participate in any activity
- Food information and other supplies are listed at the bottom of this document.

This first five stations do not involve a craft

<p>Welcome table</p> <ul style="list-style-type: none"> · This is where each child receives a passports, a Día bag and sticker as they come in. · Children will stop back at the welcome table on their way out to collect some prizes for getting their passports stamped after completing the different activities · The passport is divided by area not activity(crafts, literacy activities, information table, book display, storytime, Clifford activities) <p><u>Materials for the welcome table:</u></p> <ul style="list-style-type: none"> ○ Dia stickers(1000) ○ Passports for the children (1000) ○ Big Bucket with small toys, pencils and bubbles (over 2000) ○ Dia bags (1000)
<p>Information table</p> <ul style="list-style-type: none"> · In this area there should a staff or volunteer sharing information about library resources, opening new library cards, etc. <p><u>Materials for the information table:</u></p> <ul style="list-style-type: none"> ○ Fliers (Computer labs and classes, Regional Spanish flier, Citizenship) ○ Library cards (50) ○ Library cards applications in all languages(25 of each) ○ Nos vemos en la Biblioteca bookmarks (1000) ○ Library tablecloth ○ Small pencils (10) ○ Self ink stamp to stamp children's passport (2) Please have ready your location fliers for storytimes and any other programs you would like to promote. These are not included in the tub.
<p>Book Display</p> <ul style="list-style-type: none"> · In this area there should a staff or volunteer doing book talks and answering questions about how to check them out. If they don't have a library card they can get a new card at the "Information table". <p><u>Materials included:</u></p> <ul style="list-style-type: none"> · 100 books for families to check out including bilingual or Spanish books, primarily for children, and some books for adults. · Stamp and ink pad to stamp the children's passport

Storytime area

- At the beginning of each storytime give out the little rhymes book to parents so that they could sing along the rhymes you use if they are in the book
- At the end of each storytime please give out the Read Read Read/Leer Leer Leer flier and the Bookjoy graph to encourage parent to read with their children at home.

Materials included:

- Egg shakers and color scarves (24 of each)
- Small puppets (3-4)
- Rubber stamp with ink for the passport
- Rhyme books(300 Spanish, 50 English)
- Bookjoy posters (500)
- Fliers Leer Leer Leer/Read Read Read (300 Spanish, 100 English)

Please have ready the books for storytimes. Books are not included.

Face painting:

- There is different kind of paint for the preference of your volunteers and patrons.

Materials included:

- Liquid face paint(1 set of multiple colors)
- Crayon face paint (5 sets per location)
- Paint brushes (20)
- Plastic containers for water to clean brushes (6)
- Paper towel to wipe brushes (1 roll)
- Sheet with example choices for face painting/images (6)

These are the literacy activities or crafts

Activity #1--Animals

- Children will color these wooden cutouts of animals and then they will glue on eyes, feathers, and other gadgets. Suggested age range: 4 & up. Supplies for 500 children

Materials included:

- Wooden animal shapes (500)
- Markers (4 packs)
- Glitter glue (5 packs)
- Rubber stamp with ink for the passport
- Googly eyes (700+)
- Colored feathers
- Pompoms
- Yarn
- Plastic tablecloth for the table

Activity #5—Paper flowers

Children will layer pre-cut tissue paper, wrap a pipe cleaner around the center, cut the edges, and separate the layers. Children will have beautiful paper flowers.

Suggested age range: 5 & Up. Supplies for 1000 children.

Materials included:

- Pipe cleaners (1000)
- Pre-cut tissue paper (various colors)
- Scissors (10)
- Rubber stamp with ink for the passport
- Plastic tablecloth for the table

Activity #6—Clifford Station

Children will choose one Clifford picture, color it in, glue it on a piece of cardstock, (then) cut it out and tape a popsicle stick to the back. They will have their own Clifford puppet! *Suggested age range:* 3 & up if parents help with cutting

Materials included:

- Cardstock pictures of Clifford (2 different pictures, 1000 total)
 - Plain Clifford Coloring Sheet
 - Puppy Clifford with Firefighter hat
 - Large popsicle stick(1000)(
 - Masking tape (2 rolls)
 - Markers (3 sets)
 - Crayons (1 full pack of red crayons and 2 sets of multiple colors))
 - Rubber stamp with ink for the passport
 - Plastic tablecloth for the table
- As a take home bonus or to do at the library if children prefer, also included in this tub are the following Clifford coloring sheets. Double-sided. 1200 sheets total
- Clifford Pumpkin Maze (easy, for younger children)
 - Clifford Playground Maze (more complex, for older children)
 - Clifford Playing Catch Dot-to-Dot
 - Dog and Number Match (might be able to do this very quickly)
 - Animal Shadow Match
 - Clifford Stationary (to write a letter)

Activity #2--Bracelets

· Using bead with letters and plain beads, children will create their own bracelets.

Suggested age range: 4 & Up Supplies for 500 children

Materials included:

- Letter beads
- Plain beads
- Stretchy cord (to put beads on)
- Cut out paper(so parents can write their child's name on it, as a guide for selecting letters)
- Rubber stamp with ink for the passport
- Scissors
- Plastic tablecloth for the table

Activity #3—Booklet of numbers

· In small pre-prepared booklets, children will trace stencils(based on numbers) and color them.

Suggested age range: 3 & up.

· For the younger children it might easier to use the strip of paper with numbers printed for the children to stamp the correct number of stamps.

Materials included:

- Stencils with numbers
- Booklets(700)
- Pre-printed paper with numbers (200)
- Stamps for children to stamp the correct number of stamp by the number on the paper
- Ink pads (2)
- Crayons (4 large packs)
- Markers (4 packs)
- Rubber stamp with ink for the passport
- Plastic tablecloth for the table

Activity #4—Bookmarks

· Using pre-cut paper, or a pre-printed bookmark children will decorate their own bookmarks.

Suggested age range: 5 and up. Supplies for 1000 children

Materials included:

- Bookmarks of various colors (1000)
- Thermometer bookmark (500)
- Stickers
- Letter stamps (2 sets of each, capital and lower case)
- Crayons (4 packs)
- Markers (4 packs)
- Pre-cut yarn (to tie on the top of the color bookmark)
- Rubber stamp with ink for the passport
- Plastic tablecloth for the table

Activity #7—Booklet of colors

- In small pre-prepared booklets, children will trace stencils(shapes and words) and color them.
Suggested age range: 3 & up.

Materials included:

- Stencils with shapes and words
- Booklets(800)
- Crayons (2 large packs)
- Markers (4 packs)
- Rubber stamp with ink for the passport
- Plastic tablecloth for the table

Activity #8---Rainbow Scratch-it Bookmarks

Lakeshore Store is providing the staff and all the supplies for it. Please have a table for them.

Other supplies you will receive

Volunteers bucket:

- Certificate for Volunteers (30)
- Name tags (30 per location)
- Volunteer sign-in sheet
- Summer Reading Sign up form –volunteers that want to volunteer during SRP can write their name and contact information. At the end of Día give this list to the person in charge of SRP volunteers at your location.
- Sharpies to write name on name tags (2)
- Pens (3)

Decorations

- Large Welcome/ Bienvenidos sign
- papel picado (5)
- crêpe paper(8 rolls)

Food Supplies

- Pan dulce
- Cooler for water
- Tablecloth
- Paper Cups (1000)
- Paper Plates(1000)
- Napkins(1000)

- **Large supplies** (See shipping schedule for more information about when you will get these supplies, and when to have them ready for pick up)

- Sound System
- 6 children/adult adjustable tables
- Garbage Cans
- Recycle Bins

DATE

Dear Community Member:

Each April, [YOUR LIBRARY/SCHOOL NAME] shares **Día de los Niños y Día de los Libros, A Bilingual Celebration of Childhood and Literacy**, with local families. During this celebration, the library connects families with library services and gives parents resources to help their children love to read.

An annual tradition at [YOUR LIBRARY/SCHOOL NAME] since [YEAR], Día de los Niños began in Mexico in 1925 and is now an international holiday. This year, several neighborhood libraries will host Día celebrations, honoring the culture of our Spanish-speaking community and encouraging kids to succeed in school with bilingual performances and activities that help make books and reading fun.

Your donation of money or a gift for our children's raffle will help us continue this service to local families. Monetary contributions will enrich our existing budget for literacy activities and refreshments; raffle gifts will motivate children and families to participate in literacy activities. Please consider making donations with a value of \$15 or more.


In addition to celebrating cultural holidays, [YOUR LIBRARY/SCHOOL NAME] serves young families with storytimes, music programs, homework help, a summer reading program and more. The library also reaches out to children who need educational and literacy support, going anywhere from child care programs to schools.

[YOUR LIBRARY/SCHOOL NAME] is part of [COUNTY OR DISTRICT NAME], which is a political subdivision, Local County Government, of the State of Oregon. Charitable gifts made to [SCHOOL/LIBRARY] may qualify as deductible charitable contributions under Section 170(c)(1) of the Internal Revenue Code.

Día de los Niños will be celebrated at [SCHOOL/ LIBRARY] on [DATE]. Please direct questions and donations to [CONTACT] at [PHONE #] or [emailaddress], or send mail to the above address. Thank you for your consideration.

Sincerely,

YOUR NAME



Help prepare your child to learn how to read!

Your Name _____

The answers can be found on the poster inside the library..

1. Early literacy skills begin to develop during the first ___ years of life. Answer: 6

2. Write two things that you can do to help prepare your child to learn how to read.

Answer: Any two of these: Redding, singing, writing, talking, playing

3. When you read together:

a. Ask _____.

b. Talk about the new _____ and _____.

c. Read the same book _____ than once.

Answers: a-questions b-words, picture c-more

4. Choose your favorite ways to encourage early literacy from the list below: Answer: any of the following

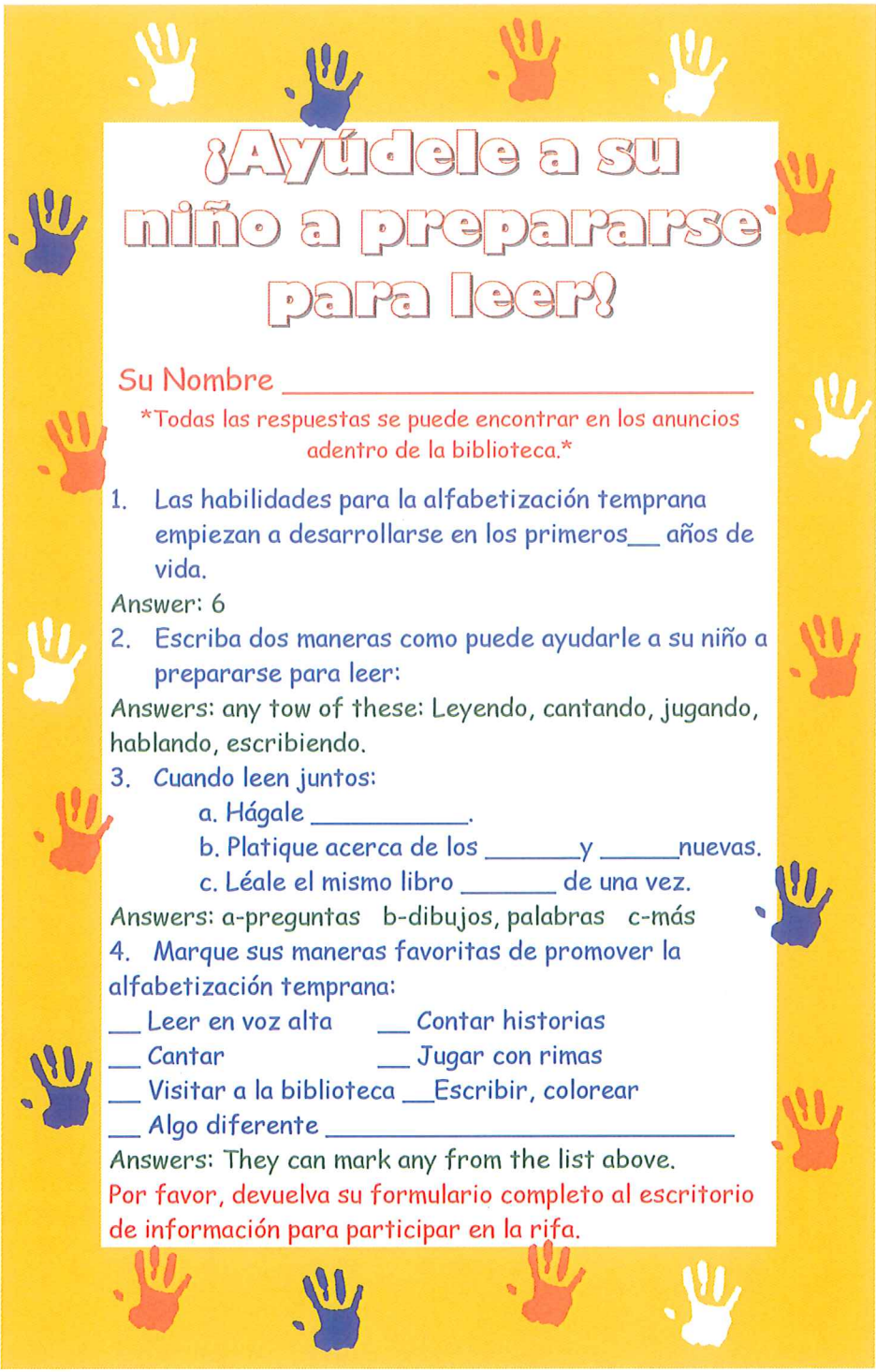
___ Read out loud ___ Tell stories

___ Sing ___ Play with rhymes

___ Visit the Library ___ Write, color

___ Something else _____

Please return your completed questionnaire to the information table in order to participate in the raffle.



¿Ayúdele a su niño a prepararse para leer?

Su Nombre _____

*Todas las respuestas se puede encontrar en los anuncios
adentro de la biblioteca.*

1. Las habilidades para la alfabetización temprana
empiezan a desarrollarse en los primeros__ años de
vida.

Answer: 6

2. Escriba dos maneras como puede ayudarle a su niño a
prepararse para leer:

Answers: any tow of these: Leyendo, cantando, jugando,
hablando, escribiendo.

3. Cuando leen juntos:

a. Hágale _____.

b. Platique acerca de los _____y _____nuevas.

c. Léale el mismo libro _____ de una vez.

Answers: a-preguntas b-dibujos, palabras c-más

4. Marque sus maneras favoritas de promover la
alfabetización temprana:

Leer en voz alta Contar historias

Cantar Jugar con rimas

Visitar a la biblioteca Escribir, colorear

Algo diferente _____

Answers: They can mark any from the list above.

Por favor, devuelva su formulario completo al escritorio
de información para participar en la rifa.

