



Washington County
Cooperative Library Services

Fostering Readers:

**Fun researched-based literacy activities
for children in K-3 grade**

April 2023

Agenda

- 1 Research-based strategies
- 2 Resource highlights
- 3 Fostering Readers In Person and/or Online
- 4 Camp Big Read
- 5 Shared (we do): Start planning a Fostering Readers activity together



Research-based strategies

Katie Anderson, she/her

Librarian

Washington County Cooperative Library Services



Key Elements

Los elementos claves

What to do

- Read aloud | *Leer en voz alta*
- Book browsing and choice | *Escoger y leer sus propios libros*
- Nurture diversity | *Apoyar la diversidad*
- Draw connections | *Hacer conexiones*
- Have fun! | *¡Divertirse!*



Key Strategies

Las estrategias claves

How to do

- Read aloud interactively | *Leer en voz alta con interacción*
- Ask the three Visual Thinking Strategies questions | *Preguntar las tres preguntas de las estrategias de pensamiento visual*
- Discuss with a buddy | *Proveer oportunidades para conversación*
- Extend language | *Ser ejemplo y enriquecer el uso del lenguaje*
- Nurture diversity in language | *Apoyar la diversidad de idiomas representados*





“ We had never seen children sit and read for 90 minutes or more during quiet time before.

-An afterschool provider who participated in the Fostering Readers pilot project

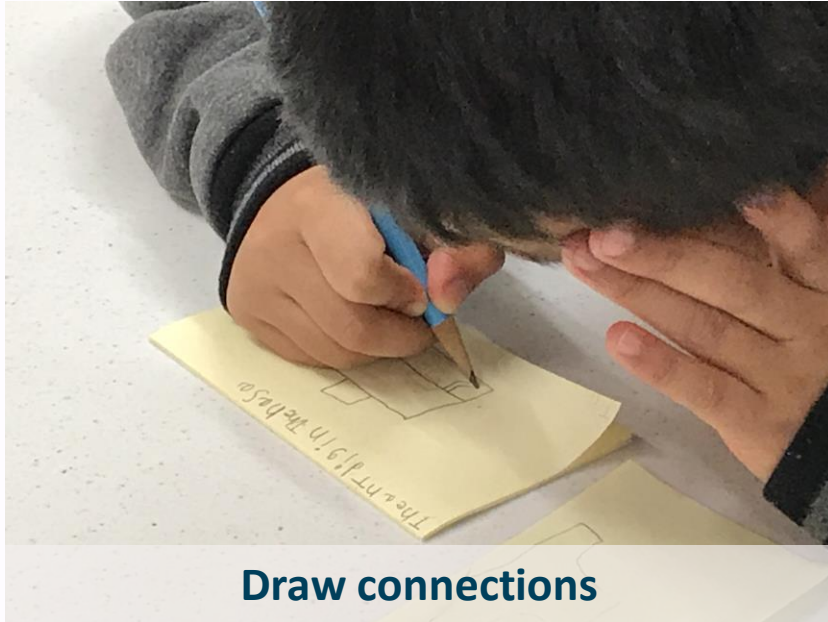
Resource highlights

Katie

Plan activities:

<https://fosteringreaders.weebly.com/plan-activities.html>

- Get ready-to-use **activity plans**
- Use a **template to create your own** research-based activities
- Get ideas for integrating key elements and key strategies into **beginning reader storytimes and book clubs**
- Get ideas for creating beginning reader **activity stations and passive programs**



Draw connections



Handouts and More

Stage 3: Reading Pattern Books. Easy as A, B, C



Text Credit: ARC Press

Caregiver Coaching Tips for Pattern Books:

- A. Read the first two pages aloud ; then ask your child to follow the pattern to read the rest of the pages.
- B. You and your child should touch each word as you read it. Say, "As you read the words, touch each word as you say it."

I love my bowl.
* * * *
👉 ∪ ∪ ∪

- C. Encourage your child to make sure that the first letter of each word they say matches the sound they are saying.

Paso 3: Leer un libro de patrones, es tan fácil como A, B, C



Text Credit: ARC Press

3 consejos para padres:

- A. Lea las primeras dos páginas en voz alta y pida al niño/a la niña que continúe con el patrón para leer el resto del libro.
- B. Usted y su niño/niña deben señalar con el dedo cada palabra mientras leen. Diga: "Mientras lees las palabras, señala con tu dedito cada palabra que lees."

Veo leones en el zoológico.
* * * * *
👉 ∪ ∪ ∪ ∪

- C. Asegúrese que la primera letra de cada palabra este pronunciada correctamente.



Research Review

<https://fosteringreaders.weebly.com/uploads/1/1/>

[9/7/119714809/fosteringreadersresearchreview.pdf](https://fosteringreadersresearchreview.pdf)



What is Translanguaging, Really?
by Eowyn Crisfield

Fostering Readers Research Review

Best Practices in Reading and Writing

Key Finding 17:

Translanguaging acknowledges and utilizes the bilingual child's complex language repertoire as a resource [never as a deficit].



Translanguaging

Best Practices in Reading and Writing, Key Finding 15: Embracing the multilingual perspective is essential for literacy learning (vs. the monolingual perspective).

Monolingual perspective (previous thinking)

- All children have a dominant language— language 1 and language 2 (L1 & L2).
- Child is low in both languages.

Multilingual perspective (current understanding)

- Many children are emerging bilinguals or multi-language learners whose first language is bilingual.
- The child has linguistic resources in both languages.
- Building on L1 fosters literacy development in L2.





“ 44% of the sessions of the program brought in families new to the library.

-Result of the pilot project evaluation

Fostering Readers In Person and/or Online

Holly Campbell-Polivka, she/her

Youth Services Librarian

Tigard Public Library



Photo by [Alena Darmel](#) from [Pexels](#)

During the program

- **Introduce** ourselves
- Get them interested with a **hook**
- Share a **book**
- Have a **conversation**
- **Booktalk** or **book browse**
- Do a family or group **activity** or **project**






Photo by [Werner Pfennig](#) from [Pexels](#)

Before and after the program

- Contact **past participants**
- Get pertinent information on **registration**
- Provide **supplies** (sometimes)
- Email a **booklist** and/or **group projects**





“ [My daughter] really started picking up a lot of books since she participated in Camp Big Read.

-A parent of a child who participated in Camp Big Read in summer 2019

Camp Big Read

Susan Cackler, she/her

Library Supervisor & Programs Coordinator

Banks Public Library

Camp Big Read 2019

How Fostering Readers made it possible for a small library to put on a high quality eight-day literacy camp for young readers with less than \$1000.

A colorful illustration of a camp scene with a blue tent, green trees, a sun, and a bird. The text is centered in the upper half of the image.

CAMP BIG READ

What: Camp Big Read! Eight mornings of fun activities, all free!

When: August 5-8 and 12-15, 9 a.m. to noon

Where: Banks Public Library

Why: Fun, hands-on activities, crafts, and books!

Who: Kids who are entering first through third grades

Space is limited- register at the Library or online before July 15!



Camp Schedule


	9:00 AM	9:15- 10:15	10:15- 10:45	10:45-11:15	11:15-12
5-Aug	welcome/nametags	Recipe for a Fun Day	Park/bubbles	make mailboxes	Buddy read/read aloud
6-Aug	welcome/mail	Let's Tell the Story	Park/games	decorate book bags	Read to Dogs
7-Aug	welcome/mail	Draw with Ants	Park/ants	group paint or collage	Buddy read/read aloud
8-Aug	welcome/mail	Animal Track Adventure	Park/explore	decorate pencil bags	Read to Dogs
12-Aug	welcome/mail	Laughing Letters ABC	Park/games	play board games	Buddy read/read aloud
13-Aug	welcome/mail	Holy Reading Batman	Park/jump rope	play board games	Read to Dogs
14-Aug	welcome/mail	Create a Game/Play	Park/	miscellaneous craft	Buddy read/read aloud
15-Aug	welcome/mail	Building Ideas with Books	Park/	engineering toys	Read to Dogs



Camp Big Read 2021 and Beyond: Inspired by Fostering Readers. All about reading!



Book browsing



Writing



Read aloud



Camp Big Read 2022- still Fostering Readers



Wild Things Science



Building Ideas with Books



Buddy Read Still Popular



Fostering Reader Elements in action



**Shared (we do): Start planning a
Fostering Readers activity together**

Katie, Holly, & Susan

I do, we do, you do

Best Practices in Reading and Writing, Key Finding 4: Gradual release of responsibility is the most effective way to foster comprehension.

When teaching any skill, the presentation and/or active engagement should include these five stages:

- 1. Model (I do):** Susan and Holly just explained how they plan Fostering Readers activities.
- 2. Shared (we do):** Next, Holly will practice VTS with you and Susan will start planning a Fostering Readers activity with you, as a group.
- 3. Collaboration:** You will discuss Fostering Readers with each other here or your colleagues at your library to get ideas and think about how you want to use these resources.
- 4. Approximate (you do):** You will plan and implement a Fostering Readers activity back at your library!
- 5. Share:** You will share your thinking and learning about Fostering Readers with others.



The Open-ended Questions of Visual Thinking Strategies

These research-based questions are powerful tools that stimulate critical thinking, communication skills, and visual literacy. Use and repeat!

Las estrategias de pensamiento visual propone tres preguntas sencillas que ayudan a estimular el pensamiento crítico, las habilidades de comunicación y la alfabetización visual.

Visual Thinking Strategies

1. What's going on in this picture?
2. What do you see that makes you say that?
3. What else can you find?

Las estrategias de pensamiento visual

1. ¿Qué está pasando en esta imagen?
2. ¿Qué ves que te hace decir eso?
3. ¿Qué más puedes encontrar?



Visual Thinking Strategies






A Word on Planning Fostering Readers

- **Make it your own**
- Consider your own **interests** and **fortes**
- **Change** it up each time



Creating with Fostering Readers



Pick a title, pick a project, create a hook to connect them, pick titles to browse.





Passive Program: A Recipe for Fun

Adventure Outline

This literacy adventure includes the following elements, in no particular order

- **Hook**
- **Getting started**
- **Read aloud**
- **Book browsing**
- **Activity**
- **Wrap up**



Thank You!

<https://fosteringreaders.weebly.com/>

- **Holly Campbell-Polivka** hollyc@tigard-or.gov
- **Susan Cackler** susanc@wccls.org
- **Katie Anderson** katiea@wccls.org



Washington County
Cooperative Library Services